


## Terms of guarantee

---

- 1.The product warranty period is one year.
- 2.The service within warranty period for products, which came into effect from the date of buying the machine.
- 3.Within one year after purchasing , consumers find the machine failure caused by the product itself reason , then they can go to the purchasing place to maintenance and replace the machine for free with original invoices and completed and quality assurance card stamped by dealers.
- 4.The following are not in the scope of free maintenance:  
Umproper use and the fault caused by demolition, alteration and repair by technical persons without our company authorization.  
Ufires, earthquakes, thunder and other natural disasters cause the faults.  
Uartificial damage or not in accordance with the instructions operation causes the faults.  
Unot quality assurance card or the cards is flit not explicitly or correctly.
5. Over warranty period or it is not free maintained products, while our company remains committed serving.



**BABY CHANGING STATION**

**Operation instruction**

Dear Customer:  
Thanks for your purchase of our products. Please read this instruction before installation and keep it for installation and usage or any other further reference.

## Warning

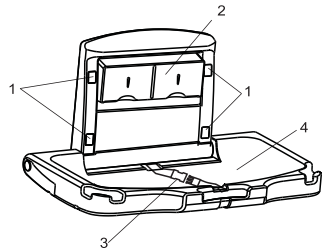
1. Do not stay away from baby, never leave child unattended.
2. Take care of the baby, avoid serious injury from falling or sliding out.
3. Always use restraint belt when using.
4. Children forbidden hanging on the unit, there are risk of falling.
5. Designed for infants only, age up to 3 years and weighing less than 20kgs.
6. Designed for baby care, it is strictly forbidden to use as an infant bed.



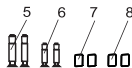
## Products Features

1. Easy to use and hygiene  
The unit manufactured by the antibacterial hdpe, helps reduce the risk of cross-contamination. A disposable liner or blanket can be set between the child and the changing table.
2. Easy to open and close, space-saving  
Foldable design provides space optimization, closing the table when not in use.
3. Built in paper holder  
The unit is built-in paper holder to provide the disposable liners
4. Safety use  
With adjustable restraint belt to better protect baby and keep safety.
5. Product use  
The unit can be used in hospitals, restaurants, hotel, shopping centers & malls, Station & airports, family and some public places.

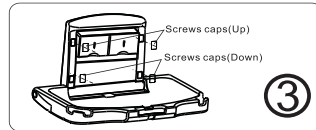
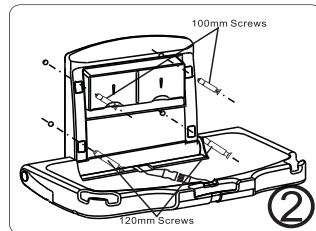
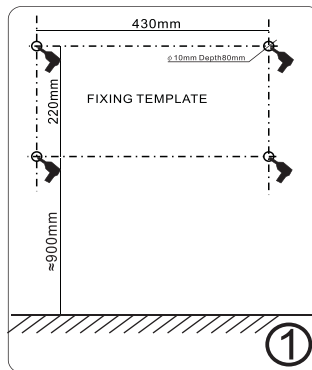
## Parts and hardware



1. Mounting holes
2. Paper holder
3. Restraint belt
4. Table
5. 120mm Screws
6. 100mm Screws
7. Screws caps (Up)
8. Screws caps (Down)



## Method of installation



## Method of usage

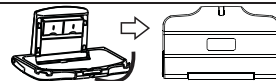
1. Unfold the unit as shown on the right.



2. Take a liner from paper holder and lay it on the table.

3. Lay child in the center of the changing table and clip together the ends of the restraint belt.

4. After use, throw the liner into the trash and close the table.



# Method of installation

