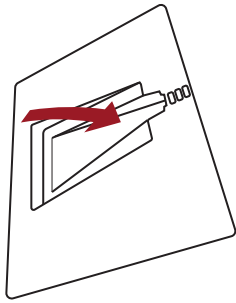
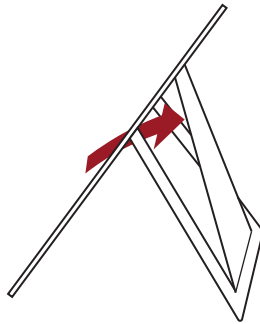


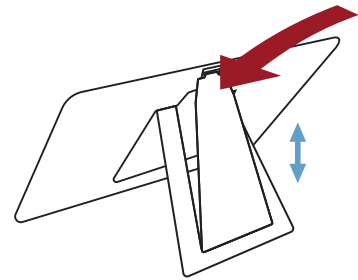
Setup - How to set up your Libro B book holder




1. Push document holder **support**.




2. Unfold internal **rear support leg**.



3. Select the appropriate **angle** setting.



4. Unfold **front** book holding **support** on both sides.



5. Place a book on the book holder for convenient work.