



3

SMALL PARTS STORAGE

We offer simple but effective small parts storage systems designed to cater for a wide range of materials and applications.



41

STORAGE/SHELVING EQUIPMENT

Wall and floor mounted light, medium, heavy duty and longspan shelving solutions. Cantilever and adjustable pallet racking.



65

LOCKERS/CLOAKROOM EQUIPMENT/CABINETS

Lockers and cloakroom equipment to suit all requirements. Plus a range of safety, hazardous and fire resistant cabinets



77

MATERIALS HANDLING EQUIPMENT

A comprehensive range of sack trucks, trolleys, cylinder/drum handling products and storage racks.



99

STEPS/ACCESS EQUIPMENT

A versatile range of mobile steps and access equipment.



105

WORKBENCHES

Static, mobile and semi mobile workbenches, tool trolleys and assembly benches, fully welded construction supplied assembled ready to use.



111

WAREHOUSE/SAFETY EQUIPMENT

Partitioning, guards and barriers for creating secure storage and safety zones.



115

PRODUCT INDEX

SMALL PARTS STORAGE

We offer simple but effective small parts storage systems designed to cater for a wide range of materials and applications.

Product	Lead Time (Working Days)	Page
Topstore - TC Semi-Open Fronted Containers	(5)	4
Topstore - Electro Conductive Storage Containers	(5)	5
Topstore - NXT-GEN Semi-Open Fronted Stack & Nest Containers	(5)	6
Topstore - Wall Mounted Louvred Panels	(5)	8
Topstore - Wall Mounted Louvred Panel Kits.	(5)	10
Topstore - Mesh Basket Louvred Panel Kits	(5)	13
Topstore - Louvred Panel Spacemasters	(7)	14
Topstore - Louvred Panel Trolleys	(7)	16
Topstore - Bench Top Carousels, Bench Stands & Mesh Baskets	(5)	18
Topstore - Louvred Panel Spigots	(5)	19
Topstore - Fully Boxed Bin Kits	(10)	19
Topstore - Shelf Bins	(5)	20
Topstore - Economy Shelf Bins	(5)	21
Topstore - Shelf Bin Cabinets	(7-10)	21
Topstore - Container Cabinets	(7-10)	22
Topdrawer - Small Parts Cabinets and Trolley	(5-7)	24
Topstore - Clearbox, Floor Stands, Trolleys & Wall Units	(5)	26
Topstore - Visibins & Bench Stands	(5)	28
Topstore - Visibins Trolley & Wall Grids	(7)	29
Topstore - Space Bin Containers & Topbox	(5)	30
Topstore - Multi-functional Containers & Blue Plastic Dolly	(5)	31
Topstore - Euro Containers	(5)	32
Topstore - Clearbox Flex-bins & Clearbox Mini-bins.	(5)	34
Topstore - Flexi Store	(5-7)	35
Topstore - Container Trolleys	(7)	37
Topstore - Euro Container Tray Trolleys	(7)	40


Topstore - TC Semi-Open Fronted Containers

A simple and effective small parts storage system for a wide range of materials. Space saving, manufactured from polypropylene, can be stacked or for increased flexibility, used with Topstore Louvred Panels, Cabinets and Shelving.

A comprehensive range, available in 7 sizes and 6 colours as standard. Containers can be manufactured in own brand and colours for high volume users.

Features:

- Injection moulded with anti-static additive and non-fade ultra violet stabiliser
- Strong, heavy duty with reinforced base, sides and stacking rim
- Durable, resistant to most industrial solvents and can withstand high temperatures
- Hygienic, clean, smooth inside faces guard against build up of grease etc
- Non-toxic, suitable for use with foodstuffs
- Index card slot for instant product identification



TC Containers in Sizes TC1-7

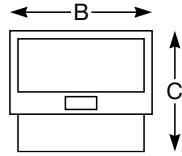
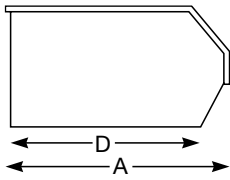


Stackable Containers



Bin Front for TC 7

Clear plastic bin front enables full utilisation of the bin whilst protecting the contents from dust etc. Easily opens/closes when bins are stacked.




	TC1	TC2	TC3	TC4	TC5	TC6	TC7
Overall Length mm (A)	90	165	240	350	350	375	520
Overall Width mm (B)	100	100	150	205	205	420	310
Overall Height mm (C)	50	75	132	132	182	182	200
Overall Base Length mm (D)	64	143	200	300	300	310	450
Volume (Litres)	0.46	1.27	4.6	9.1	12.8	28.3	31.4
Max. Load Cap. (Kg) on Louvred Panel (Based upon Louvred Panels in this publication)	8	8	20	24	30	40	28
Louvre Calculator	Please see page 9 for container/louvre panel configuration						
No of containers per carton	20	20	10	10	10	5	5
Blue Order Ref	010011	010021	010031	010041	010051	010061	010071
Red Order Ref	010012	010022	010032	010042	010052	010062	010072
Green Order Ref	010014	010024	010034	010044	010054	010064	010074
Yellow Order Ref	010016	010026	010036	010046	010056	010066	010076
White Order Ref	010017	010027	010037	010047	010057	010067	010077
Black Conductive Order Ref	010019	010029	010039	010049	010059	010069	-

BULK	TC1	TC2	TC3	TC4	TC5	TC6	TC7
No of cartons per pallet	N/A	90	54	25	20	20	16
Blue Bulk Order Ref	N/A	010021/1800	010031/540	010041/250	010051/200	010061/100	010071/80
Red Bulk Order Ref	N/A	010022/1800	010032/540	010042/250	010052/200	010062/100	010072/80
Green Bulk Order Ref	N/A	010024/1800	010034/540	010044/250	010054/200	010064/100	010074/80
Yellow Bulk Order Ref	N/A	010026/1800	010036/540	010046/250	010056/200	010066/100	010076/80
White Bulk Order Ref	N/A	010027/1800	010037/540	010047/250	010057/200	010067/100	010077/80
		Pallet Size: (WxDxH) 1030x1030x2250mm	Pallet Size: (WxDxH) 1300x1150x1980mm	Pallet Size: (WxDxH) 1060x1280x1940mm	Pallet Size: (WxDxH) 1110x1250x2200mm	Pallet Size: (WxDxH) 1170x1300x2250mm	Pallet Size: (WxDxH) 1320x1000x2240mm

Additional Labels Order Ref	010010	010020	010020	010020	010020	010020	010030
Bin Fronts Order Ref	-	-	-	-	-	-	010080

Topstore - Black Conductive Storage Containers
For the safe storage of static sensitive components.



Black Conductive Containers in Sizes TC1-6

Topstore - NXT-GEN Semi-Open Fronted Stack & Nest Containers


The all new next generation storage containers are designed to help you make the most of the space in your business.

Manufactured from polypropylene, the NXT-GEN container combines the quality that you have come to expect with tomorrow's cutting edge technology. Its revolutionary new design enables the bin to stack and nest, with the facility to be mounted onto louvred panels and to hold dividers to make the best possible use of the space available. NXT-GEN containers are also designed to be used with our cabinets and shelving systems to make this one of the most flexible bins available.

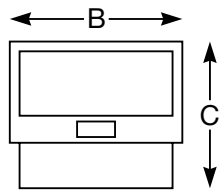
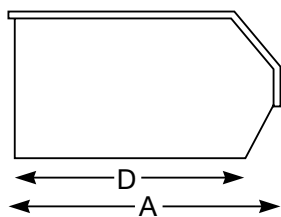
Available in 7 sizes and 3 colours as standard. Containers can be manufactured in own brand and colours for high volume users.

Features:

- Dividers available to run front to back or left to right dependent on bin size
- When not in use, the bins will nest reducing the amount of storage space required
- Resistant to most chemicals, including oil and acids as well as withstanding high temperatures
- Non-toxic polypropylene is suitable for use with many foodstuffs
- Increased clear access facilities for easy selection
- Ergonomic design generates greater durability and strength
- Lifting handle on larger bins
- Index card slot for instant product identification
- Injection moulded with anti-static additive and non-fade ultra violet stabiliser



NXT-GEN Containers in Sizes NXT 1-7



Dividers for NXT-GEN Containers

	NXT1	NXT2	NXT3	NXT4	NXT5	NXT6	NXT7
Overall Length mm (A)	103	172	250	355	355	385	510
Overall Width mm (B)	100	109	179	240	240	470	335
Overall Height mm (C)	50	80	130	130	180	180	246
Overall Base Length mm (D)	83	135	205	313	303	316	410
Volume (Litres)	0.37	0.90	3.87	7.49	9.74	21.01	27.11
Louvre Calculator	Please see page 9 for container/louvre panel configuration						
Max Load Capacity (Kg) on Louvred Panel (Based upon Louvred Panels in this publication)	8	8	20	24	30	40	28
No of containers per carton	20	20	10	10	10	2	2
Blue Order Ref	010011SN	010021SN	010031SN	010041SN	010051SN	010061SN	010071SN
Red Order Ref	010012SN	010022SN	010032SN	010042SN	010052SN	010062SN	010072SN
White Order Ref	010017SN	010027SN	010037SN	010047SN	010057SN	010067SN	010077SN
Dividers Front to Back - Order Ref	N/A	N/A	N/A	010048FB	010058FB	010068FB	010078FB
Pack Size				10	10	5	5
Dividers Left to Right - Order Ref	N/A	N/A	010038LR	010048LR	010058LR	N/A	010078LR
Pack Size			10	10	10		10
Additional ID Labels Order Ref	010010SN	010020SN	010030SN	010040SN	010050SN	010060SN	010070SN



Typical Applications



Topstore - Wall Mounted Louvred Panels

Featuring the unique double indented louvre for extra strength, this system offers the ideal solution for wall mounting and many other applications for NXT-GEN and Topstore TC containers and accessories.

7 Imperial and 4 metric sizes available. Precision formed and finished epoxy powder coated in two colours.



BLUE	METRIC	500mm Wide			1000mm Wide			Height	
		TMP Ref	NL	Order Ref	TMP Ref	NL	Order Ref	Inches	mm
		5	60	010165NXT	7	120	010167NXT	19.75	500
		6	120	010166NXT	8	240	010168NXT	39.37	1000

GREY	IMPERIAL	457mm (18") Wide			914mm (36") Wide			Height	
		TP Ref	NL	Order Ref	TP Ref	NL	Order Ref	Inches	mm
		1	48	010101	5	96	010105	17.25	438
		10	72	010110	-	-	-	25.25	641
		2	108	010102	6	216	010106	37.25	946
		3	180	010103	-	-	-	61.25	1556
		4	216	010104	-	-	-	73.25	1861



Excludes wall fixings


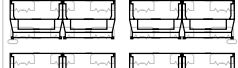



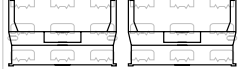

Louvre Value Configuration






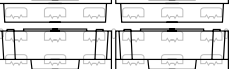

- To calculate approximately the amount of NXT-GEN or TC Containers or accessories that can be accommodated on a Topstore Louvred Panel, or part thereof, take the LV (Louvre Value) of the container or accessory and divide it in to the NL (Number of Louvres) per panel. To determine the number/size of Louvred Panels required to locate specific quantities of containers, simply reverse the above process.
- To calculate the exact configuration, see diagram below.

TC Containers are suitable for both the metric blue and imperial grey louvred panels, however the NXT-GEN Containers are better suited to the metric blue louvred panels.

IMPERIAL LOUVRED PANELS			
Panel Ref:	Total (NL) No. of Louvres	No. of Louvres in:	
		Width	Height
TP1	48	6	8
TP10	72	6	12
TP2	108	6	18
TP3	180	6	30
TP4	216	6	36
TP5	96	12	8
TP6	216	12	18

METRIC LOUVRED PANELS			
Panel Ref:	Total (NL) No. of Louvres	No. of Louvres in:	
		Width	Height
TMP5	60	6	10
TMP6	120	6	20
TMP7	120	12	10
TMP8	240	12	20

Container	No. of Louvres in:			TP4 Louvred Panel shown below
	Width	Height	Total (LV) Louvre Value	
TC1	1.5	1	1.5	
TC2	1.5	2	3	
TC3	2	3	6	
TC4	3	3	9	
TC5	3	4	12	
TC6	6	4	24	
TC7	4	4	16	

Container	No. of Louvres in:			2 x TMP6 Louvred Panels shown below
	Width	Height	Total (LV) Louvre Value	
NXT1	1.5	1	1.5	
NXT2	1.5	2	3	
NXT3	3	3	9	
Note: 5 NXT3 containers can fit in width on a 1000mm wide Louvred Panel				
NXT4	3	3	9	
NXT5	3	4	12	
NXT6	6	4	24	
NXT7	4	5	20	
Note: 3 NXT7 containers can fit in width on a 1000mm wide Louvred Panel				


Topstore - Wall Mounted Louvred Panel Kits _____

A range of modular pre-kitted TP10 louvred panels (H) 641 x (W) 457 mm in grey, complete with Topstore Containers ranging from TC2's to TC6's, in blue or red. For all other bin sizes and colours, see pages 4 and 5 and louvre panels see pages 8 and 9. (Other standard colours are available upon request).

- All kits exclude wall fixings

Topstore - 1 Panel high x 2 Panels wide (H 641 x W 914mm) TC Bin Kits _____

Containers Included	Order Ref	Containers Included	Order Ref	No. of Louvred Panels per Kit	
48 x TC2 Blue Bins	010205B	48 x TC2 Red Bins	010205R	2	
24 x TC3 Blue Bins	010206B	24 x TC3 Red Bins	010206R	2	
16 x TC4 Blue Bins	010207B	16 x TC4 Red Bins	010207R	2	
12 x TC5 Blue Bins	010208B	12 x TC5 Red Bins	010208R	2	
6 x TC6 Blue Bins	010209B	6 x TC6 Red Bins	010209R	2	



010205R - TC2 Red



010207B - TC4 Blue

Topstore - 1 Panel high x 3 Panels wide (H 641 x W 1371mm) TC Bin Kits _____

Containers Included	Order Ref	Containers Included	Order Ref	No. of Louvred Panels per Kit	
72 x TC2 Blue Bins	010210B	72 x TC2 Red Bins	010210R	3	
36 x TC3 Blue Bins	010211B	36 x TC3 Red Bins	010211R	3	
24 x TC4 Blue Bins	010212B	24 x TC4 Red Bins	010212R	3	
18 x TC5 Blue Bins	010213B	18 x TC5 Red Bins	010213R	3	
9 x TC6 Blue Bins	010214B	9 x TC6 Red Bins	010214R	3	



010211R - TC3 Red



010214B - TC6 Blue

Topstore - 1 Panel high x 4 Panels wide (H 641 x W 1828mm) TC Bin Kits

Containers Included	Order Ref	Containers Included	Order Ref	No. of Louvred Panels per Kit	
96 x TC2 Blue Bins	010215B	96 x TC2 Red Bins	010215R	4	
48 x TC3 Blue Bins	010216B	48 x TC3 Red Bins	010216R	4	
32 x TC4 Blue Bins	010217B	32 x TC4 Red Bins	010217R	4	
24 x TC5 Blue Bins	010218B	24 x TC5 Red Bins	010218R	4	
12 x TC6 Blue Bins	010219B	12 x TC6 Red Bins	010219R	4	



010216R - TC3 Red



010218B - TC5 Blue

Topstore - 2 Panels high x 1 Panel wide (H 1282 x W 457mm) TC Bin Kits

Containers Included	Order Ref	Containers Included	Order Ref	No. of Louvred Panels per Kit	
48 x TC2 Blue Bins	010205B	48 x TC2 Red Bins	010205R	2	
24 x TC3 Blue Bins	010206B	24 x TC3 Red Bins	010206R	2	
16 x TC4 Blue Bins	010207B	16 x TC4 Red Bins	010207R	2	
12 x TC5 Blue Bins	010208B	12 x TC5 Red Bins	010208R	2	
6 x TC6 Blue Bins	010209B	6 x TC6 Red Bins	010209R	2	



010206R - TC3 Red




010208B - TC5 Blue



010209R - TC6 Red

Topstore - 2 Panels high x 2 Panels wide (H 1282 x W 914mm) TC Bin Kits

Containers Included	Order Ref	Containers Included	Order Ref	No. of Louvred Panels per Kit
96 x TC2 Blue Bins	010215B	96 x TC2 Red Bins	010215R	4
48 x TC3 Blue Bins	010216B	48 x TC3 Red Bins	010216R	4
32 x TC4 Blue Bins	010217B	32 x TC4 Red Bins	010217R	4
24 x TC5 Blue Bins	010218B	24 x TC5 Red Bins	010218R	4
12 x TC6 Blue Bins	010219B	12 x TC6 Red Bins	010219R	4



010215B - TC2 Blue



010218R - TC5 Red

Topstore - 2 Panels high x 3 Panels wide (H 1282 x W 1371mm) TC Bin Kits

Containers Included	Order Ref	Containers Included	Order Ref	No. of Louvred Panels per Kit
144 x TC2 Blue Bins	010220B	144 x TC2 Red Bins	010220R	6
72 x TC3 Blue Bins	010221B	72 x TC3 Red Bins	010221R	6
48 x TC4 Blue Bins	010222B	48 x TC4 Red Bins	010222R	6
36 x TC5 Blue Bins	010223B	36 x TC5 Red Bins	010223R	6
18 x TC6 Blue Bins	010224B	18 x TC6 Red Bins	010224R	6



010223R - TC5 Red



010224B - TC6 Blue

Topstore - 2 Panels high x 4 Panels wide (H 1282 x W 1828mm) TC Bin Kits _____

Containers Included	Order Ref	Containers Included	Order Ref	No. of Louvred Panels per Kit
192 x TC2 Blue Bins	010225B	192 x TC2 Red Bins	010225R	8
96 x TC3 Blue Bins	010226B	96 x TC3 Red Bins	010226R	8
64 x TC4 Blue Bins	010227B	64 x TC4 Red Bins	010227R	8
48 x TC5 Blue Bins	010228B	48 x TC5 Red Bins	010228R	8
24 x TC6 Blue Bins	010229B	24 x TC6 Red Bins	010229R	8



010226B - TC3 Blue



010227R - TC4 Red

Topstore - Mesh Basket Louvred Panel Kits _____

Some additional modular pre-kitted TP2 Louvred Panels (H) 946 x (W) 457mm in grey, complete with either small or large mesh baskets. For full basket sizes and divider options, please refer to page 18.

Baskets Included	H x W (mm)	Order Ref	No. of Louvred Panels per Kit
3 x Small Mesh Baskets	946 x 457	010230SB	1
6 x Small Mesh Baskets	946 x 914	010231SB	2
9 x Small Mesh Baskets	946 x 1371	010232SB	3
12 x Small Mesh Baskets	946 x 1828	010233SB	4
3 x Large Mesh Baskets	946 x 457	010234LB	1
6 x Large Mesh Baskets	946 x 914	010235LB	2
9 x Large Mesh Baskets	946 x 1371	010236LB	3
12 x Large Mesh Baskets	946 x 1828	010237LB	4



010231SB



010236LB


Topstore - Louvred Panel Spacemasters

Single or double sided freestanding storage units available in 3 heights for increased storage capacity when using both NXT-GEN and TC Topstore containers and accessories.

Units are finished epoxy powder coated blue with silver/grey base.

For larger applications order one "starter" and the appropriate number of "addas" to make this a complete solution to suit individual requirements.

Heavy duty adjusters permit levelling on uneven surfaces.



Topstore - Spacemaster Stands Only

Racks (Excluding Containers) - Single Sided								
Starter Ref	Order Ref		Adda Ref	Order Ref		NL	H x W x D (mm)	Capacity
MSS 1.0	010810NXT		MSA 1.0	010820NXT		240	1100 x 1000 x 500	400 kgs
MSS 1.5	010830NXT		MSA 1.5	010840NXT		360	1600 x 1000 x 500	400 kgs
MSS 2.0	010850NXT		MSA 2.0	010860NXT		480	2100 x 1000 x 500	400 kgs

Racks (Excluding Containers) - Double Sided								
Starter Ref	Order Ref		Adda Ref	Order Ref		NL	H x W x D (mm)	Capacity
MDS 1.0	010910NXT		MDA 1.0	010920NXT		480	1100 x 1000 x 750	800 kgs
MDS 1.5	010930NXT		MDA 1.5	010940NXT		720	1600 x 1000 x 750	800 kgs
MDS 2.0	010950NXT		MDA 2.0	010960NXT		960	2100 x 1000 x 750	800 kgs

(Note: NL= number of louvres, please refer to page 9)

Topstore - Louvred Panel Spacemasters NXT-Gen Bin Kits

Product Description	Order Ref	H x W x D (mm)	Containers Included
Single Sided (Starter) Spacemaster Kit	011521NXT	1600 x 1000 x 500	54 x NXT2 Red & 30 x NXT3 Blue
Single Sided (Starter) Spacemaster Kit	011522NXT	1600 x 1000 x 500	63 x NXT2 Red & 72 x NXT2 Blue
Single Sided (Starter) Spacemaster Kit	011523NXT	1600 x 1000 x 500	25 x NXT3 Red & 25 x NXT3 Blue

Product Description	Order Ref	H x W x D (mm)	Containers Included
Double Sided (Starter) Spacemaster Kit	011531NXT	1600 x 1000 x 750	108 x NXT2 Red & 60 x NXT3 Blue
Double Sided (Starter) Spacemaster Kit	011532NXT	1600 x 1000 x 750	126 x NXT2 Red & 144 x NXT2 Blue
Double Sided (Starter) Spacemaster Kit	011533NXT	1600 x 1000 x 750	50 x NXT3 Red & 50 x NXT3 Blue



011522NXT



011533NXT



011521NXT

Topstore - Louvred Panel Spacemasters TC Bin Kits _____

MSS1.5 Spacemaster Single Sided Starter Kits _____

Containers Included	Order Ref	Containers Included	Order Ref	Containers Included	Order Ref
64 x TC2 Red & 56 x TC2 Blue	011514A	120 x TC2 Red	011514B	120 x TC2 Blue	011514C
30 X TC3 Red & 30 x TC3 Blue	011516A	60 x TC3 Red	011516B	60 x TC3 Blue	011516C
20 x TC4 Red & 20 x TC4 Blue	011518A	40 x TC4 Red	011518B	40 x TC4 Blue	011518C
16 x TC5 Red & 12 x TC5 Blue	011520A	28 x TC5 Red	011520B	28 x TC5 Blue	011520C
8 x TC6 Red & 6 x TC6 Blue	011522A	14 x TC6 Red	011522B	14 x TC6 Blue	011522C

Dimensions for above models: (H) 1600 x (W) 1000 x (D) 500mm

MSA1.5 Spacemaster Single Sided Adda Kits _____

Containers Included	Order Ref	Containers Included	Order Ref	Containers Included	Order Ref
64 x TC2 Red & 56 x TC2 Blue	011515A	120 x TC2 Red	011515B	120 x TC2 Blue	011515C
30 X TC3 Red & 30 x TC3 Blue	011517A	60 x TC3 Red	011517B	60 x TC3 Blue	011517C
20 x TC4 Red & 20 x TC4 Blue	011519A	40 x TC4 Red	011519B	40 x TC4 Blue	011519C
16 x TC5 Red & 12 x TC5 Blue	011521A	28 x TC5 Red	011521B	28 x TC5 Blue	011521C
8 x TC6 Red & 6 x TC6 Blue	011523A	14 x TC6 Red	011523B	14 x TC6 Blue	011523C

Dimensions for above models: (H) 1600 x (W) 1000 x (D) 500mm



011514B



011521A (Adda)

011520A (Starter)



011522B

MDS1.5 Spacemaster Double Sided Starter Kits _____

Containers Included	Order Ref	Containers Included	Order Ref	Containers Included	Order Ref
128 x TC2 Red & 112 x TC2 Blue	011524A	240 x TC2 Red	011524B	240 x TC2 Blue	011524C
60 x TC3 Red & 60 x TC3 Blue	011526A	120 x TC3 Red	011526B	120 x TC3 Blue	011526C
40 x TC4 Red & 40 x TC4 Blue	011528A	80 x TC4 Red	011528B	80 x TC4 Blue	011528C
32 x TC5 Red & 24 x TC5 Blue	011530A	56 x TC5 Red	011530B	56 x TC5 Blue	011530C
16 x TC6 Red & 12 x TC6 Blue	011532A	28 x TC6 Red	011532B	28 x TC6 Blue	011532C

Dimensions for above models: (H) 1600 x (W) 1000 x (D) 750mm

MDA1.5 Spacemaster Double Sided Adda Kits _____

Containers Included	Order Ref	Containers Included	Order Ref	Containers Included	Order Ref
128 x TC2 Red & 112 x TC2 Blue	011525A	240 x TC2 Red	011525B	240 x TC2 Blue	011525C
60 x TC3 Red & 60 x TC3 Blue	011527A	120 x TC3 Red	011527B	120 x TC3 Blue	011527C
40 x TC4 Red & 40 x TC4 Blue	011529A	80 x TC4 Red	011529B	80 x TC4 Blue	011529C
32 x TC5 Red & 24 x TC5 Blue	011531A	56 x TC5 Red	011531B	56 x TC5 Blue	011531C
16 x TC6 Red & 12 x TC6 Blue	011533A	28 x TC6 Red	011533B	28 x TC6 Blue	011533C

Dimensions for above models: (H) 1600 x (W) 1000 x (D) 750mm

Topstore - Louvred Panel Trolleys

When you require a solution for component picking in aisles or requiring movement, we offer a range of trolleys compatible with both NXT-GEN and Topstore TC Containers and Accessories.

Units are finished epoxy powder coated blue with silver/grey base.

The trolleys are supplied as standard with 100mm diameter wheels/castors (2 fixed/2 swivel) non-marking rubber tyred and enable a safe load to be manoeuvred with ease.



011508A

Topstore - Trolley Stands Only

Trolley Stands Only (Excluding Containers)					
	Ref	NL	Capacity (Kg)	H x W x D (mm)	Order Ref
Single	MTS4	240	125	1160 x 1000 x 530	010425NXT
Sided	MTS5	360	125	1660 x 1000 x 530	010430NXT
Double	MTD4	480	250	1160 x 1000 x 750	010455NXT
Sided	MTD5	720	250	1660 x 1000 x 750	010460NXT

(Note: NL= number of louvres, please refer to page 9)

Topstore - Single Sided Louvred Panel Trolley TC Bin Kits

Containers Included	Order Ref	Containers Included	Order Ref	Containers Included	Order Ref
40 x TC2 Red & 40 x TC2 Blue	011504A	80 x TC2 Red	011504B	80 x TC2 Blue	011504C
18 x TC3 Red & 18 x TC3 Blue	011506A	36 x TC3 Red	011506B	36 x TC3 Blue	011506C
12 x TC4 Red & 12 x TC4 Blue	011508A	24 x TC4 Red	011508B	24 x TC4 Blue	011508C
8 x TC5 Red & 12 x TC5 Blue	011510A	20 x TC5 Red	011510B	20 x TC5 Blue	011510C
6 x TC6 Blue & 4 x TC6 Red	011512A	10 x TC6 Red	011512B	10 x TC6 Blue	011512C

Dimensions for above models: (MTS4) (H) 1160 x (W) 1000 x (D) 530mm

Topstore - Double Sided Louvred Panel Trolley TC Bin Kits

Containers Included	Order Ref	Containers Included	Order Ref	Containers Included	Order Ref
80 x TC2 Red & 80 x TC2 Blue	011505A	160 x TC2 Red	011505B	160 x TC2 Blue	011505C
36 x TC3 Red & 36 x TC3 Blue	011507A	72 x TC3 Red	011507B	72 x TC3 Blue	011507C
24 x TC4 Red & 24 x TC4 Blue	011509A	48 x TC4 Red	011509B	48 x TC4 Blue	011509C
16 x TC5 Red & 24 x TC5 Blue	011511A	40 x TC5 Red	011511B	40 x TC5 Blue	011511C
12 x TC6 Blue & 8 x TC6 Red	011513A	20 x TC6 Red	011513B	20 x TC6 Blue	011513C

Dimensions for above models: (MTD4) (H) 1160 x (W) 1000 x (D) 750mm



011513A



011510A



011505A

Topstore - Louvred Panel Trolley NXT-Gen Bin Kits _____

Topstore - Single Sided Louvred Panel Trolley NXT-Gen Bin Kits _____

Product Description	Order Ref	H x W x D (mm)	Containers Included
MTS4 Single Sided Trolley	011501NXT	1160 x 1000 x 530	36 x NXT1 Red & 45 x NXT2 Blue
MTS4 Single Sided Trolley	011502NXT	1160 x 1000 x 530	36 x NXT2 Red & 45 x NXT2 Blue
MTS4 Single Sided Trolley	011503NXT	1160 x 1000 x 530	36 x NXT2 Red & 20 x NXT3 Blue
MTS4 Single Sided Trolley	011504NXT	1160 x 1000 x 530	15 x NXT3 Red & 15 x NXT3 Blue

Topstore - Double Sided Louvred Panel Trolley NXT-Gen Bin Kits _____

Product Description	Order Ref	H x W x D (mm)	Containers Included
MTD4 Double Sided Trolley	011511NXT	1160 x 1000 x 750	72 x NXT1 Red & 90 x NXT2 Blue
MTD4 Double Sided Trolley	011512NXT	1160 x 1000 x 750	72 x NXT2 Red & 90 x NXT2 Blue
MTD4 Double Sided Trolley	011513NXT	1160 x 1000 x 750	72 x NXT2 Red & 40 x NXT3 Blue
MTD4 Double Sided Trolley	011514NXT	1160 x 1000 x 750	30 x NXT3 Red & 30 x NXT3 Blue



011501NXT



011502NXT



011503NXT



011504NXT

Topstore - Bench Top Carousel

Fitted with a 500 (H) x 500mm (W) blue epoxy powder coated panel. This carousel is suitable for smaller NXT-GEN and TC containers and the unit rotates fully to allow complete access to all bins.

Description	Order Ref	
Carousel (excludes containers)	017015	
Kit c/w 40 x NXT2 Red Containers	017015K	
Kit c/w 40 x NXT2 Blue Containers	017016K	
Kit c/w 40 x TC2 Red Containers	017020K	
Kit c/w 40 x TC2 Blue Containers	017025K	



017015K



017025K

Topstore - Bench Stands

Epoxy powder coated blue panel and silver/grey side supports, these bench stands are suitable for use with the smaller range of NXT-GEN and TC containers and are available in 500(H) x 500mm(W) and 500(H) x 1000mm(W).



010186NXT



010187NXT

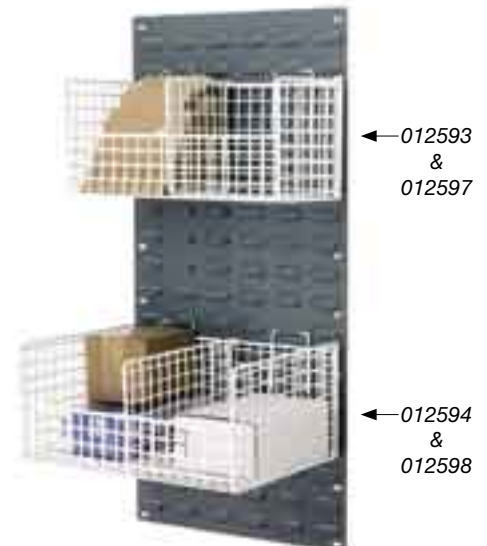
Model	1	2	3	4	5	6	7	8
H x W (mm)	500 x 500	500 x 1000	500 x 500	500 x 500	500 x 500	500 x 1000	500 x 500	500 x 1000
No. of Louvres	60	120	60	60	60	120	60	120
Containers Included	None	None	20 Blue NXT2	20 Red NXT2	20 Red TC2	9 Red NXT1 27 Red NXT2 5 Red NXT3	20 Blue TC2	20 Red TC2 12 Blue TC3
Order Ref	010184NXT	010185NXT	010186NXT	010186NXT/R	010186TC	010187NXT	010187TC	010188TC

Topstore - Mesh Baskets

Topstore Mesh Baskets fit onto both metric and imperial panels, available in two sizes and are white plastic coated. Mesh front to back dividers are also available.

Small Basket			
Order Ref	H x W x D (mm)	Louvre Value	
012593	200 x 460 x 200	30	
012597	Front/Back Divider	N/A	

Large Basket			
Order Ref	H x W x D (mm)	Louvre Value	
012594	200 x 460 x 330	30	
012598	Front/Back Divider	N/A	




Topstore - Louvred Panel Spigots

Designed to fit onto Topstore Louvred Panels our range of Topstore Spigots are ideal for storing items such as coils that will not store easily on a shelf.

Available in 19mm square and 13mm round tube with a durable ABS plastic back plate for heavier applications.

Wire spigots are available in single and double options, manufactured from 3.6mm wire, the single spigots come complete with a rubber end cap for safety.



Description	Order Ref	
Louvre Value = 2 Load Capacity = 10kgs		
TS.1 19mm Sq Tube x 152mm Long	011031	
TS.2 19mm Sq Tube x 304mm Long	011032	
TS.3 19mm Sq Tube x 304mm Long x 108mm upstand	011033	
TS.4 13mm Diameter Round Tube x 152mm Long	011034	
TS.5 13mm Diameter Round Tube x 304mm Long	011035	
Louvre Value = 1 Load Capacity = 1kg		
TSW.6 Single Wire x 152mm Long	011036	
TSW.7 Single Wire x 203mm Long	011037	
TSW.8 Double Wire x 152mm Long	011038	
TSW.9 Double Wire x 203mm Long	011039	

Topstore - Fully Boxed Bin Kits

Pre-kitted Topstore Containers and Louvred Panels. Virtually any combination can be made to order.



Boxed Kit Contents	Order Ref	Pack Quantity	
1 x 300 (H) x 320mm (W) Red Wall Mounted L/Panel c/w 6 x TC1 & 6 x TC2 Blue Bins	010094RL/10	10	
1 x 300 (H) x 320mm (W) Blue Wall Mounted L/Panel c/w 6 x TC1 & 6 x TC2 Red Bins	010094BL/10	10	
1 x 300 (H) x 457mm (W) Red Wall Mounted L/Panel c/w 6 x TC3 Blue Bins	010095RL/5	5	
1 x 300 (H) x 457mm (W) Blue Wall Mounted L/Panel c/w 6 x TC3 Red Bins	010095BL/5	5	
Grey TP1 Panel c/w 8 x TC2 Red Bins & 8 x TC2 Blue Bins	010171/5	5	
Grey TP1 Panel c/w 16 x TC2 Red Bins	010171/R/5	5	
Grey TP2 Panel c/w 9 x TC3 Red & 9 x TC3 Blue Bins	010172/5	5	
Grey TP10 Panel c/w 24 x TC2 Red Bins	010174/5	5	

Excludes wall fixings


Topstore - Shelf Bins

Available in 17 sizes, these tough, blue polypropylene bins offer a practical alternative solution to cardboard or steel (other colours are available - please contact our sales department for details).

Shelf bins are impervious to most oils, greases and chemicals and make the best use of available shelf space - particularly when used with shelving systems.

The bin design includes a semi-open front, a facility for transparent dividers and a bin stop. For identification, durable plastic label holders (complete with labels) are available.

When not in use the bins will nest, reducing the amount of storage space required.



Bin Stop


Type	L x W x H (mm)	Max Dividers per Bin	Pack Size	Order Ref	
3009 Bin	300 x 90 x 95	5	40	066501	
3012 Bin	300 x 120 x 95	3	30	066502	
3018 Bin	300 x 180 x 95	3	20	066503	
3024 Bin	300 x 240 x 95	3	15	066504	
4009 Bin	400 x 90 x 95	7	40	066505	
4012 Bin	400 x 120 x 95	4	30	066506	
4018 Bin	400 x 180 x 95	4	20	066507	
4024 Bin	400 x 240 x 95	3	15	066508	
4024-15 Bin	400 x 240 x 150	3	10	066509	
5009 Bin	500 x 90 x 95	9	40	066510	
5012 Bin	500 x 120 x 95	6	30	066511	
5018 Bin	500 x 180 x 95	6	20	066512	
5024 Bin	500 x 240 x 95	3	15	066514	
5024-15 Bin	500 x 240 x 150	3	10	066515	
6012 Bin	600 x 120 x 95	7	30	066516	
6024 Bin	600 x 240 x 95	7	15	066517	
6024-15 Bin	600 x 240 x 150	4	10	066518	
Bin Stop	80 x 40	N/A	100	066520	
P09 Divider	90 x 95	N/A	50	066525	
P12 Divider	120 x 95	N/A	50	066526	
P18 Divider	180 x 95	N/A	25	066527	
P24 Divider	240 x 95	N/A	25	066529	
P24-15 Divider	240 x 150	N/A	10	066530	
Label Holder inc. label	75 x 30	N/A	100	066536	

Bins are not supplied with dividers/labels or bin stops, please order separately.

Topstore - Economy Shelf Bins

Specifically designed for parts retrieval and shelving systems. (Other colours are available - please contact our sales department for details).

- Multi-purpose shelf bins, available in 6 sizes.
- Highly durable moulded polypropylene resistant to most chemicals including acids and oils.
- Dividers and labels available, dividers snap securely into place.
- Colour: mottled grey.




Type	L x W x H (mm)	Max Dividers per Bin	Pack Size	Order Ref	
312 BIN	300 x 120 x 65	3	36	066650	
324 BIN	300 x 240 x 65	3	18	066651	
412 BIN	400 x 120 x 65	4	36	066652	
424 BIN	400 x 240 x 65	4	18	066653	
512 BIN	500 x 120 x 65	5	36	066654	
524 BIN	500 x 240 x 65	5	18	066655	
12 Divider	120 x 65	N/A	50	066656	
24 Divider	240 x 65	N/A	50	066657	
Label	22 x 75	N/A	100	066658	

Bins are not supplied with dividers/labels, please order separately.

Topstore - Shelf Bin Cabinets

Designed for real space saving storage, this unit is modular and can be tailored around your specific needs to create a fully flexible system. Ideal for bench top use, stacked to produce a freestanding unit or even incorporated into shelving.

- Steel sheet construction with blue epoxy powder coated finish.
- Supplied complete with 5 fixed shelf levels, designed to accommodate Topstore Economy shelf bins featured above.
- Cabinets supplied fully assembled.
- Facility to store 6 x 120mm wide bins, or 3 x 240mm wide bins per shelf level or a combination of both.
- Equipped with location points for secure stacking.
- A maximum of three cabinets can be safely stacked.



Description	H x W x D (mm)	Order Ref	
Cabinet Only	475 x 810 x 500	066660	
Cabinet complete with 30 x 512 Bins	475 x 810 x 500	066661	
Cabinet complete with 15 x 524 Bins	475 x 810 x 500	066662	
Cabinet complete with 12 x 512 Bins & 9 x 524 Bins	475 x 810 x 500	066663	

Topstore - Container Cabinets

Topstore Container Cabinets come fully assembled and their robust all-steel construction offers flexible and secure storage for the office, workshop or stockroom.

Available in 3 sizes, epoxy powder coated silver/grey carcass and blue doors. Shelves are galvanised and adjustable at 50mm centres. All cabinets suit NXT-GEN and TC Containers, Shelf Bins and Eco Shelf Bins.

A fully recessed handle comes complete with 2 keys.


All shelves have a maximum load of 25kgs (Uniformly Distributed Load).

Dimensions:

Model 1: (H)1580 x (W)770 x (D)330mm

Model 2: (H)1000 x (W)1015 x (D)430mm

Model 3: (H)2000 x (W)1015 x (D)430mm



Model 1: (H) 1580 x (W) 770 x (D) 330mm

Description	Order Ref	Shelves	
Cabinet	013000	0	
Cabinet c/w shelves	013005	6	
Pack of 3 shelves - 770 (W) x 330mm (D)	013004	3	
Cabinet c/w 40 x NXT3 Blue Containers	013008NXT	9	
Cabinet c/w 40 x NXT3 Red Containers	013009NXT	9	
Cabinet c/w 40 x NXT3 White Containers	013010NXT	9	
Cabinet c/w 40 x TC3 Blue Containers	013008	9	
Cabinet c/w 40 x TC3 Red Containers	013009	9	
Cabinet c/w 40 x TC3 White Containers	013010	9	
Cabinet c/w 40 x TC3 Blue Containers	013011	4	
Cabinet c/w 40 x TC3 Red Containers	013012	4	
Cabinet c/w 40 x TC3 White Containers	013013	4	

Topstore - Container Cabinets

Model 2: (H) 1000 x (W) 1015 x (D) 430mm

Description	Order Ref	Shelves	
Cabinet	013020	0	
Cabinet c/w shelves	013024	3	
Pack of 3 shelves - 1015 (W) x 430mm (D)	013023	3	
Cabinet c/w 24 x NXT4 Red Containers	013025NXT	5	
Cabinet c/w 24 x NXT4 Blue Containers	013026NXT	5	
Cabinet c/w 24 x NXT4 White Containers	013027NXT	5	
Cabinet c/w 24 x TC4 Red Containers	013025	5	
Cabinet c/w 24 x TC4 Blue Containers	013026	5	
Cabinet c/w 24 x TC4 White Containers	013027	5	
Cabinet c/w 24 x TC4 Red Containers	013028	2	
Cabinet c/w 24 x TC4 Blue Containers	013029	2	
Cabinet c/w 16 x TC5 Blue Containers	013031	2	
Cabinet c/w 16 x TC5 Red Containers	013032	2	
Cabinet c/w 16 x TC5 Blue Containers	013034	3	
Cabinet c/w 16 x TC5 Red Containers	013035	3	
Cabinet c/w 8 x TC6 Red Containers	013037	3	
Cabinet c/w 8 x TC6 Blue Containers	013038	3	
Cabinet c/w 8 x TC6 Red Containers	013040	2	
Cabinet c/w 8 x TC6 Blue Containers	013041	2	
Cabinet c/w 4 x TC6 Red & 8 x TC5 Blue Containers	013043	2	



③ 013055NXT



① 013008NXT



② 013027NXT

Model 3: (H) 2000 x (W) 1015 x (D) 430mm

Description	Order Ref	Shelves	
Cabinet	013050	0	
Cabinet c/w shelves	013051	6	
Pack of 3 shelves - 1015 (W) x 430mm (D)	013023	3	
Cabinet c/w 52 x NXT4 Red Containers	013055NXT	11	
Cabinet c/w 52 x NXT4 Blue Containers	013056NXT	11	
Cabinet c/w 52 x NXT4 White Containers	013057NXT	11	
Cabinet c/w 4 x TC6 Red, 28 x TC5 Blue & 4 x TC4 Red Containers	013052	8	
Cabinet c/w 20 x TC5 Blue & 24 x TC4 Red Containers	013053	10	
Cabinet c/w 52 x TC4 Red Containers	013055	11	
Cabinet c/w 52 x TC4 Blue Containers	013056	11	
Cabinet c/w 52 x TC4 White Containers	013057	11	
Cabinet c/w 52 x TC4 Red Containers	013058	6	
Cabinet c/w 52 x TC4 Blue Containers	013059	6	
Cabinet c/w 52 x TC4 White Containers	013060	6	

Topdrawer - Small Parts Cabinets and Trolley

A selection of free-standing units and trolley ideal for most environments, that can be floor mounted for added security (floor fixings not included). The range provides medium to high volume storage for small parts. All cabinets are pre-galvanised and powder coated in grey.

The drawers are manufactured from ABS/Styrene and include both inner dividers for greater flexibility and I.D labels. They are fitted with clear front windows for easier visibility of stored items. Drawers are also oil corrosion resistant and have high impact strength. All of the drawers can be completely removed.

Additional dividers and index labels can be ordered separately.



Topdrawer - Trolley c/w 30 Drawers

The fixed chrome handle and 100mm Ø swivel castors (2 are braked) provide easy transportation of stored goods. The galvanised shelves prevent damage from acid, oxidation and abrasion and can hold up to 50 kg per level.

The trolley drawers are designed with an anti-drop device when drawer has been fully pulled out.

- Rubber castors 2 braked and 2 swivel - 100mm
- 7 divider locations in each drawer



052001

Description	H x W x D (mm)	Trolley Capacity (Kg)	Drawer Size H x W x D (mm)	Drawer Capacity (Kg)	No. of Dividers Provided	Order Ref	
30 Drawer Trolley	880 x 880 x 400	300	105 x 164 x 375	10	60	052001	
Dividers (Pack of 60)	-	-	-	-	-	052008/60	
Index Labels (Pack of 100)	126 x 21	-	-	-	-	052021/100	

Topdrawer - Cabinets c/w 12/24 Drawers

A range of cabinets designed to be mounted on either a bench, counter or table top, or if required can be wall fitted (wall fixings are not included).

- 5 divider locations in each drawer for both cabinets

Description	H x W x D (mm)	Cabinet Capacity (Kg)	Drawer Size H x W x D (mm)	Drawer Capacity (Kg)	No. of Dividers Provided	Order Ref	
12 Drawer Cabinet	350 x 586 x 290	72	69 x 163 x 289	6	12	052002	
24 Drawer Cabinet	640 x 586 x 290	144	69 x 163 x 289	6	24	052003	
Dividers (Pack of 100)	-	-	-	-	-	052009/100	
Index Labels (Pack of 100)	76 x 14	-	-	-	-	052020/100	



052002



052003

Topdrawer - Cabinets with/without Doors c/w 48 Drawers

A large free standing floor cabinet complete with 48 drawers ideal for storing a higher volume of small parts.

- 3 divider locations in each drawer
- 3 point locking mechanism on cabinet and supplied with 2 keys (052005)

Description	H x W x D (mm)	Cabinet Capacity (Kg)	Drawer Size H x W x D (mm)	Drawer Capacity (Kg)	No. of Dividers Provided	Order Ref	
48 Drawer Cabinet without Doors	937 x 586 x 222	240	69 x 120 x 218	5	48	052004	
48 Drawer Cabinet with Doors	970 x 586 x 270	240	69 x 120 x 218	5	48	052005	
Dividers (Pack of 200)	-	-	-	-	-	052010/200	
Index Labels (Pack of 100)	76 x 14	-	-	-	-	052020/100	



052004



052005

Topdrawer - Cabinets c/w 60/75 Drawers

A range of cabinets complete with 60 or 75 transparent drawers which are designed for easier product selection while utilising full use of natural light.

- 3 divider locations in each drawer

Description	H x W x D (mm)	Cabinet Capacity (Kg)	Drawer Size H x W x D (mm)	Drawer Capacity (Kg)	No. of Dividers Provided	Order Ref	
60 Drawer Cabinet	937 x 586 x 222	228	55 x 120 x 218	3.8	60	052007	
75 Drawer Cabinet	937 x 586 x 222	247.5	55 x 90 x 218	3.3	75	052006	
Dividers for 60 Drawer Cabinet (Pack of 200)	-	-	-	-	-	052012/200	
Dividers for 75 Drawer Cabinet (Pack of 250)	-	-	-	-	-	052011/250	
Index Labels (Pack of 100)	76 x 14	-	-	-	-	052020/100	



052007



052006

Topstore - Clearbox

The ideal dust-free storage and display system for the warehouse, workshop, retail and trade. Each unit contains a number of removable transparent inner compartments suitable for a wide range of items with a beige outer body.

To provide the ultimate in flexibility of application, Clearbox can be fixed directly to the wall, fitted to freestanding metal racks (single or double sided) or which can be converted to provide a mobile unit.

Whatever the format, Clearbox provides the answer.

- Flexible – suitable for a variety of uses and applications
- Non-toxic – suitable for use with food stuffs
- Strong – outer body manufactured from high-impact polystyrene plastic and inner compartments from ABS plastic
- Order picking – tilting transparent compartments allow easy retrieval of items with maximum display potential
- A retaining bar is available (for all Clearbox sizes) to secure individual compartments in place and prevent accidental displacement when in transit. Finished zinc plated.

All units have a common width of 600mm and are available in 6 sizes, each providing a different number of compartments suitable for a range of small components.

Clearbox Units		
Ref	H x W x D (mm)	Order Ref
No. 9	77 x 600 x 64	051380
No. 6	113 x 600 x 93	051381
No. 5	164 x 600 x 135	051382
No. 4	207 x 600 x 171	051383
No. 3	240 x 600 x 197	051384
No. 2	353 x 600 x 310	051385
Retaining bar		051090

Clearbox Units (BULK)		
Ref	Pack Quantity	Order Ref
No. 9	10	051380/10
No. 6	10	051381/10
No. 5	10	051382/10
No. 4	10	051383/10
No. 3	5	051384/5
No. 2	5	051385/5



Labels Supplied / Excludes wall fixings

NOTE:

A: To calculate the quantity of Clearbox units that can be accommodated on any one of the applications, divide the height of the unit into the storage space of the application.

B: To enable Clearbox units to be fitted onto other applications marked *, please order 2 Fixing brackets (Ref 051169) per unit.

Description	Dimensions H x W x D (mm)	Clearbox Storage Space	Order Ref
*Single sided floor stand	1880 x 600 x 440	1850mm	051130
*Double sided floor stand	1880 x 600 x 610	1850mm	051140
*Wall Frame Only	635 (H) x 600 (W)	630mm	051241
*Double sided Trolley	1350 x 600 x 600	1190mm	051100
Fixing Bracket	2 required per unit	-	051169

Clearbox Combinations - Complete with Clearbox Units								
Description	H x W x D (mm)	No. 9	No. 6	No. 5	No. 4	No. 3	No. 2	Order Ref
Single Sided Floor Stand	1880 x 600 x 440	4	3	1	1	2	1	051130K
Single Sided Floor Stand	1880 x 600 x 440	-	-	-	9	-	-	051131
Double Sided Floor Stand	1880 x 600 x 610	8	6	2	2	4	2	051140K
Double Sided Floor Stand	1880 x 600 x 610	-	-	-	18	-	-	051141
Double Sided Trolley	1420 x 600 x 610	-	4	2	2	2	2	051100K
Double Sided Trolley	1420 x 600 x 610	-	-	-	-	10	-	051142
Wall Mounted Unit	635 x 600 x 175	2	1	2	-	-	-	051275

Labels Supplied



051142



051100K



051275



051140K



051131




051141

Topstore - Visibins

Visibins represent a new concept in flexible modular storage and display of small parts, manufactured in blue polypropylene. Visibin Containers are available with or without a hinged clip-shut clear styrene lids. They provide a lightweight method of displaying and storing a variety of small parts in a dust-free environment.

To complete the range, the VB6 is a one litre segmented container with 12 compartments available to take care of those very small items. Visibins are designed to lock onto their own zinc-plated wire mesh grid system creating a strong, lightweight unit with maximum product visibility.



Visibin	VB 1	VB 2	VB 3	VB 4	VB 5	VB 6
Size mm						
Overall Length A	91	153	153	153	153	153
Overall Width B	99	99	200	200	200	200
Overall Height C	47	47	47	79	113	47
Base Length D	69	130	130	120	110	130
Volume (Litre)	0.25	0.5	1.00	1.50	2.00	1.00
Grid Value	6	6	12	18	24	12
No. Containers per Carton	18	18	8	6	4	8
Blue Order Ref	012311	012321	012331	012341	012351	012361
Visibin Lids	VBL 1	VBL 2	VBL 3	VBL 4	VBL 5	VBL 6
No. of Lids per Carton	18	18	8	6	4	8
Clear Order Ref	012310	012320	012330	012340	012350	012360

Containers can be manufactured in own brand and colours for high volume users.

Topstore - Visibin Kits


Product Included	Order Ref
Visibins complete with Lids (18 x VB1 Bins & 18 x VBL1 Lids)	012314
Visibins complete with Lids (18 x VB2 Bins & 18 x VBL2 Lids)	012324
Visibins complete with Lids (8 x VB3 Bins & 8 x VBL3 Lids)	012334
Visibins complete with Lids (6 x VB4 Bins & 6 x VBL4 Lids)	012344
Visibins complete with Lids (4 x VB5 Bins & 4 x VBL5 Lids)	012354
Visibins complete with Lids (8 x VB6 Bins & 8 x VBL6 Lids)	012364

Topstore - Visibin Bench Stand

The Visibin bench stand provides free standing, removable storage for any flat surface such as a work bench.

Visibin Bench Stand	H x W x D (mm)	No. of Grids	Order Ref
VBBS	515 x 645 x 255	216	012376

Visibins not included (please order separately)



VBSK/5/L

Topstore - Visibin Bench Stand Kits

Visibin Bench Stand WITH LIDS			Visibin Bench Stand WITHOUT LIDS	
Product Included	Order Ref		Order Ref	
Bench Stand c/w 36 x VB1 Bins & 36 VBL1 Lids	VBSK/1/L		VBSK/1/NL	
Bench Stand c/w 36 x VB2 Bins & 36 VBL2 Lids	VBSK/2/L		VBSK/2/NL	
Bench Stand c/w 15 x VB3 Bins & 15 VBL3 Lids	VBSK/3/L		VBSK/3/NL	
Bench Stand c/w 12 x VB4 Bins & 12 VBL4 Lids	VBSK/4/L		VBSK/4/NL	
Bench Stand c/w 9 x VB5 Bins & 9 VBL5 Lids	VBSK/5/L		VBSK/5/NL	
Bench Stand c/w 15 x VB6 Bins & 15 VBL6 Lids	VBSK/6/L		VBSK/6/NL	

Topstore - Visibin Trolley

This trolley provides an ideal solution for storage of small parts and components. It provides easy mobility combined with aesthetics suitable for use in the warehouse or on the shop floor.

This trolley has 4 swivel castors (80mm diameter) and handle to provide easy mobility and has two mesh panels to hold the bins securely in place.



Description	H x W x D (mm)	No. of Grids	Order Ref
Trolley	1500 x 655 x 610	1258	012415

Trolleys are supplied without bins, please order separately.

Topstore - Visibin Wall Grids

Visibin Wall Grids are available in two wall-mounted sizes which are easily fixed using the clips provided.

Visibin Wall Grids	H x W (mm)	No. of Grids	Order Ref
VBG1 c/w Fixings	630 x 425	216	012371
VBG2 c/w Fixings	630 x 860	450	012372

Visibins not included (please order separately)



VWG1K/5/NL



VWG2K/1/L



VWG1K/3/NL

Topstore - Visibin Wall Grid Kits

Visibin Wall Grid WITH LIDS			Visibin Wall Grid WITHOUT LIDS	
Product Included	Order Ref		Order Ref	
VBG1 Wall Grid c/w 36 x VB1 Bins & 36 x VBL1 Lids	VWG1K/1/L		VWG1K/1/NL	
VBG1 Wall Grid c/w 36 x VB2 Bins & 36 x VBL2 Lids	VWG1K/2/L		VWG1K/2/NL	
VBG1 Wall Grid c/w 18 x VB3 Bins & 18 x VBL3 Lids	VWG1K/3/L		VWG1K/3/NL	
VBG1 Wall Grid c/w 12 x VB4 Bins & 12 x VBL4 Lids	VWG1K/4/L		VWG1K/4/NL	
VBG1 Wall Grid c/w 8 x VB5 Bins & 8 x VBL5 Lids	VWG1K/5/L		VWG1K/5/NL	
VBG1 Wall Grid c/w 18 x VB6 Bins & 18 x VBL6 Lids	VWG1K/6/L		VWG1K/6/NL	
VBG2 Wall Grid c/w 72 x VB1 Bins & 72 x VBL1 Lids	VWG2K/1/L		VWG2K/1/NL	
VBG2 Wall Grid c/w 72 x VB2 Bins & 72 x VBL2 Lids	VWG2K/2/L		VWG2K/2/NL	
VBG2 Wall Grid c/w 24 x VB3 Bins & 24 x VBL3 Lids	VWG2K/3/L		VWG2K/3/NL	
VBG2 Wall Grid c/w 24 x VB4 Bins & 24 x VBL4 Lids	VWG2K/4/L		VWG2K/4/NL	
VBG2 Wall Grid c/w 16 x VB5 Bins & 16 x VBL5 Lids	VWG2K/5/L		VWG2K/5/NL	
VBG2 Wall Grid c/w 24 x VB6 Bins & 24 x VBL6 Lids	VWG2K/6/L		VWG2K/6/NL	

Topstore - Space Bin Containers

Large polypropylene constructed container that can either be stacked or nested.

Supplied in packs of 5.

- Ideal for separating goods
- Product selection made easy when stacked
- Designed to save space
- Each container capacity: 50 litres
- Maximum load capacity: 15 kgs when stacked (max 4 high)
- Colour : Dark grey



E54SB/5

Product Description	External H x W x D (mm)	Internal H x W x D (mm)	Order Ref	Pack Qty	BULK			
					Order Ref	Pallet Size: W x D x H (mm)	Pallet Qty	
Space Bin Containers	320 x 495 x 390	320 x 440 x 340	E54SB/5	5	E54SB/92	1200 x 800 x 2360	92	

Topstore - Topbox

Ideal for storing all kinds of small parts for home, office, warehouse equipment. All Containers manufactured from Polypropylene.

- Containers are available with and without clip-on lids
- Transparent container makes product selection easier
- Stackable
- Nestable



012455

012450 Stacked

012455 Nested

Product Description	Container Size: L x W x H (mm)	Order Ref	Pack Qty	
24 Ltr Containers with Lids	430 x 325 x 245	012450/10	10	
24 Ltr Containers without Lids	420 x 315 x 241	012450/WOL/10	10	
35 Ltr Containers with Lids	490 x 395 x 260	012455/10	10	
35 Ltr Containers without Lids	483 x 382 x 257	012455/WOL/10	10	

BULK	Pallet Size: W x D x H (mm)	Order Ref	No. of containers per Bulk Pallet	
24 Ltr Containers with Lids	1200 x 1000 x 1850	012450/300	300	
35 Ltr Containers with Lids	1200 x 1000 x 1750	012455/180	180	

4 x 24Ltr Containers can be fitted to a trolley. Please refer to Container Trolleys (Ref DCT/4X24L) on page 39.

Topstore - Multi-functional Containers

Multi-functional sorting storage bin with lids. Supplied in packs of 4 with various lid colour options available.

- Ideal for separating items
- Manufactured from polypropylene
- Removable hinged lids
- Stackable/Nestable
- Can be used as colour coded bins for recycling items and segregation
- Each container capacity: 50 litres
- Maximum load capacity: 30 kgs when stacked (max 5 high)
- Containers are stackable with or without lids



052101/4

052100/4

Product Description	H x W x D (mm)	Order Ref	Pack Qty	BULK			
				Order Ref	Pallet Size W x D x H (mm)	Pallet Pack Qty	
Containers with Mixed Colour Lids	345 x 400 x 635	052100/4	4	052100/15	1130 x 1350 x 2030	15	
Containers with Blue Lids	345 x 400 x 635	052101/4	4	052101/15	1130 x 1350 x 2030	15	
Containers with Red Lids	345 x 400 x 635	052102/4	4	052102/15	1130 x 1350 x 2030	15	
Containers with Green Lids	345 x 400 x 635	052104/4	4	052104/15	1130 x 1350 x 2030	15	
Containers with Yellow Lids	345 x 400 x 635	052106/4	4	052106/15	1130 x 1350 x 2030	15	

Total No. of Containers on pallet: 60

Topstore - Blue Plastic Dolly

A lightweight polypropylene container dolly fitted with 4 x black swivel 80mm dia. nylon castors. Ideal for easy transportation of bulky items.

- Injection moulded construction
- Colour : Blue
- Carrying handle for easy transportation when not in use.



BPD

Product Description	H x W x D (mm)	Capacity (Kgs)	Order Ref
Blue Plastic Dolly	600 x 400 x 110	100	BPD

Topstore - Euro Containers

Robust grey plastic containers that can interstack modularly with various sizes. Ideal for protective storage during transportation of goods. Dividers, lids and dollies can be supplied separately. All containers and accessories are manufactured from high-density polypropylene and have a temperature resistance from (-20°C to +40°C). A foldable container option is also available which saves storage space when not being used.



				BULK		
Product Description	External L x W x H (mm)	Internal L x W x H (mm)	Order Ref	Order Ref	Pallet Height (mm)	Pallet Qty
5 ltr	300 x 200 x 120	270 x 170 x 110	E3212-11	E3212-11/288	2120	288
20 ltr	400 x 300 x 220	365 x 265 x 207	E4322-11	E4322-11/104	2090	104
22 ltr	600 x 400 x 120	555 x 355 x 112	E6412-11	E6412-11/72	2100	72
33 ltr	600 x 400 x 170	555 x 355 x 158	E6417-11	E6417-11/52	2200	52
40 ltr	600 x 400 x 200	555 x 355 x 187	E6420-11	E6420-11/44	2210	44
60 ltr	600 x 400 x 320	555 x 355 x 307	E6432-11	E6432-11/36	2080	36
59 ltr Foldable	594 x 396 x 314	558 x 362 x 294	E6433-11	-	-	-

All Pallet Sizes - W x D (mm) - 1200 x 800

Euro Container Lids

Lids are available in packs of 10, in two sizes to suit both (400x300mm) and (600x400mm) containers. These are drop-on lids (not hinged).

Product Description	Dimensions (mm)	Order Ref
Euro Container Lid - Dark Grey <i>Lid can fit to the E4322-11 Euro Container ONLY</i>	400 x 300 x 19	E4301-45/10
Euro Container Lid - Dark Grey <i>Lid can fit to the E6412-11, E6417-11, E6420-11 & E6432-11 Euro Containers</i>	600 x 400 x 16	E6401-44/10

Euro Container Dividers

- Dividers are suitable for L600 x W400 mm Euro Containers only, except E6412-11 Container
- Dividers supplied in packs of 10
- 6 dividers available, (3 x top handle, 3 x base dividers)

Product Description	No. of Divisions	Size of each (Internal) Division (L x W)	Order Ref
15 Divider - Locates into Top Handles of Euro Container	15	105 x 112	E64TD15/10
15 Divider - Locates in Base of Euro Container	15	105 x 112	E64BD15/10
24 Divider - Locates into Top Handles of Euro Container	24	82 x 86	E64TD24/10
24 Divider - Locates in Base of Euro Container	24	82 x 86	E64BD24/10
40 Divider - Locates into Top Handles of Euro Container	40	64 x 65	E64TD40/10
40 Divider - Locates in Base of Euro Container	40	64 x 65	E64BD40/10



Euro Container Dollies

Two ABS plastic dolly options are available with or without a handle, both capable of carrying up to 100Kg, perfect to transport multiple containers without causing excessive strain. It is fitted with 4 x swivel white nylon castors (100mm dia.)

The steel handle, finished zinc and yellow passivated, can be adjusted in height and can be removed from dolly when not in use.



Product Description	External L x W x H (mm)	Internal L x W x H (mm)	Handle L (mm)	Without Handle		With Handle	
				Order Ref		Order Ref	
Dolly	625 x 420 x 160	600 x 400	625	88880-01PP		88880-01WH	
Dolly c/w 9 x 6412-11	625 x 420 x 1230	600 x 400	625	88880-01PP/6412		88880-01WH/6412	
Dolly c/w 7 x 6417-11	625 x 420 x 1340	600 x 400	625	88880-01PP/6417		88880-01WH/6417	
Dolly c/w 5 x 6420-11	625 x 420 x 1150	600 x 400	625	88880-01PP/6420		88880-01WH/6420	
Dolly c/w 3 x 6432-11	625 x 420 x 1110	600 x 400	625	88880-01PP/6432		88880-01WH/6432	

Topstore - Clearbox Flex-bins

Clearbox "Flex-Bins" like the original Clearbox bins tilt open at an angle, but are manufactured as one single long drawer, which with the aid of "click-in" dividers can be partitioned into various sized smaller compartments.

Each unit is supplied complete with 6 adjustable dividers to give a maximum of 7 separate storage locations, and another option with a maximum of 3 storage locations. This gives the user full control over the size and number of locations, allowing full flexibility for endless visible storage applications.

- A retaining bar is available for both options, to secure the single compartments in place and prevent accidental displacement when in transit. Finished zinc plated.



051400



051399



Dividers

Description	H x W x D (mm)	Order Ref	
FLEX-BIN No. 3 (inc. 2 Dividers)	150 x 302 x 140	051399	
Retaining Bar for FLEX-BIN No.3 Only	-	051091	
FLEX-BIN No. 7 (inc. 6 Dividers)	150 x 601 x 140	051400	
Retaining Bar for FLEX-BIN No.7 Only	-	051090	

Labels Supplied / Excludes wall fixings

Topstore - Clearbox Mini-bins

SMALL AND COMPACT

The Clearbox Mini-Bin is an ideal solution for storing small items at home, at the office, in stores or in manufacturing and assembly operations.

MODULAR DESIGN

Clearbox Mini-Bins are modular in design with the option of adding additional units as storage requirements grow. Interlocking ribs on all four sides, allow multiple attachment configurations for a custom-made storage solution. Supplied with red carcass and clear inner compartment.



Description	H x W x D (mm)	Order Ref	
MINI-BIN (Pack of 16)	77 x 75 x 65	051300	
MINI-BIN (Pack of 40)	77 x 75 x 65	051301	

Labels Supplied / Excludes wall fixings

Topstore - Flexi Store

Multi Drawer Units - Small

- Tough Styrene construction, finished in black with translucent drawers.
- Free standing or wall mounted (wall fixings not included).
- Overall dimensions: (H) 210 x (W) 270 x (D) 130mm.
- Multi drawers in 2 sizes.
 - Small: (H) 35 x (W) 60 x (D) 105mm
 - Medium: (H) 35 x (W) 120 x (D) 105mm



Description	No. of drawers		Pack Qty	Order Ref	
	Small	Medium			
16 Drawer Unit	12	4	6	216/6	
20 Drawer Unit	20	-	6	220/6	

Multi Drawer Units - Large

- Tough Polypropylene construction, finished in black with translucent drawers.
- Free standing or wall mounted (wall fixings not included).
- Overall dimensions: (H)420 x (W) 270 x (D) 130mm.
- Multi drawers in 3 sizes.
 - Small: (H) 35 x (W) 60 x (D) 105mm
 - Medium: (H) 35 x (W) 120 x (D) 105mm
 - Large: (H) 35 x (W) 260 x (D) 105mm



Description	No. of drawers			Pack Qty	Order Ref	
	Small	Medium	Large			
30 Drawer Unit	24	4	2	3	130/3	
40 Drawer Unit	40	-	-	3	140/3	

Modular Bin Trays

- Tough polypropylene construction, finished in blue.
- Free standing or wall mounted (wall fixings not included).
- Available in 3 sizes, can be used in conjunction with each other.



Description	Overall H x W x D (mm)	No. of Compartments	Compartments H x W x D (mm)	Pack Qty	Order Ref	
Small Bin Tray	85 x 600 x 130	5	50 x 105 x 75	24	4270/24	
Medium Bin Tray	100 x 600 x 165	5	70 x 110 x 110	15	4275/15	
Large Bin Tray	160 x 600 x 260	4	140 x 120 x 160	6	4280/6	

Cantilever Organiser Case

- Tough polypropylene construction, finished in Black and Natural grade.
- Sturdy clips and handle.
- Steel hinged tray.
- Overall dimensions: (H) 100 x (W) 340 x (D) 270mm
- Large base storage area, dimensions: (H) 70 x (W) 340 x (D) 245mm
- Cantilevered tray includes 5 compartments in 2 sizes
 - 4 x (H) 35 x (W) 80 x (D) 120mm
 - 1 x (H) 35 x (W) 320 x (D) 60mm



Description	Pack Qty	Order Ref	
Cantilever Organiser Case	8	051/8	

Portable Parts Organisers

- Ideal for small parts organisation.
- Tough polypropylene construction, finished in Black and Natural grade.
- Available with 9, 10 and 12 compartments.
- Transparent lid to view contents.
- Spill proof and Sturdy clip
- Overall dimensions: (H) 55 x (W) 324 x (D) 230mm
- Compartments dimensions (mm) : see illustrations



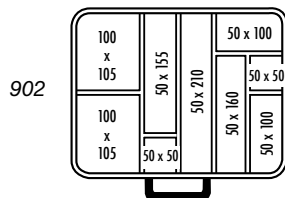
902



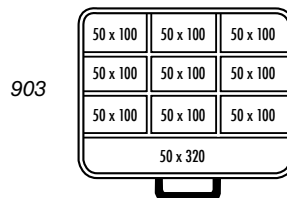
903



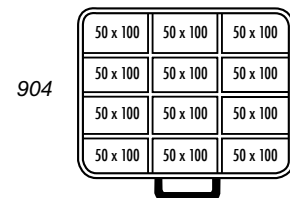
904



902



903



904

Description	No. of compartments	Pack Qty	Order Ref	
Portable Parts Organisers	9	10	902/10	
	10	10	903/10	
	12	10	904/10	

Topstore - Container Trolleys

A strong yet lightweight trolley designed to carry either NXT GEN, TC Topstore containers, mesh baskets or spigots and the container trolley is fitted with a top shelf.

Attractively finished in epoxy powder coated silver/grey frame, would ideally be suited for any stores, office, workshop or warehouse.

Wheels are all 100mm diameter swivel vulcanised blue rubber, offering low rolling resistance, meaning they are easy to manoeuvre, are non marking and soft yet highly durable.



CT



Unbraked Castor



Braked Castor

- Trolley Height:** 1300mm
- Trolley Depth:** 500mm
- Trolley Width:** 500mm
- Max Trolley Capacity:** 200kg

See page 5 for Topstore TC Container capacities

Fitted complete with a welded TP2 louvred panel. See pages 8 and 9 for full details.

Product Description	Braked Trolleys		Unbraked Trolleys	
	Order Ref		Order Ref	
Container Trolley without Containers	CT/BC		CT	
Container Trolley with 5 x TC6 Blue Containers	CT/5XTC6B/BC		CT/5XTC6B	
Container Trolley with 5 x TC6 Red Containers	CT/5XTC6R/BC		CT/5XTC6R	
Container Trolley with 5 x TC6 White Containers	CT/5XTC6E/BC		CT/5XTC6E	
Container Trolley with 10 x TC5 Blue Containers	CT/10XTC5B/BC		CT/10XTC5B	
Container Trolley with 10 x TC5 Red Containers	CT/10XTC5R/BC		CT/10XTC5R	
Container Trolley with 10 x TC5 White Containers	CT/10XTC5E/BC		CT/10XTC5E	
Container Trolley with 18 x TC3 Blue Containers	CT/18XTC3B/BC		CT/18XTC3B	
Container Trolley with 18 x TC3 Red Containers	CT/18XTC3R/BC		CT/18XTC3R	
Container Trolley with 18 x TC3 White Containers	CT/18XTC3E/BC		CT/18XTC3E	
Container Trolley with 12 x TC4 Blue Containers	CT/12XTC4B/BC		CT/12XTC4B	
Container Trolley with 12 x TC4 Red Containers	CT/12XTC4R/BC		CT/12XTC4R	
Container Trolley with 12 x TC4 White Containers	CT/12XTC4E/BC		CT/12XTC4E	
Container Trolley with 3 x Wire Mesh Baskets (460 x 330 x 200mm)	CT/3XLWB/BC		CT/3XLWB	



CT/5XTC6B



CT/10XTC5R



CT/18XTC3E

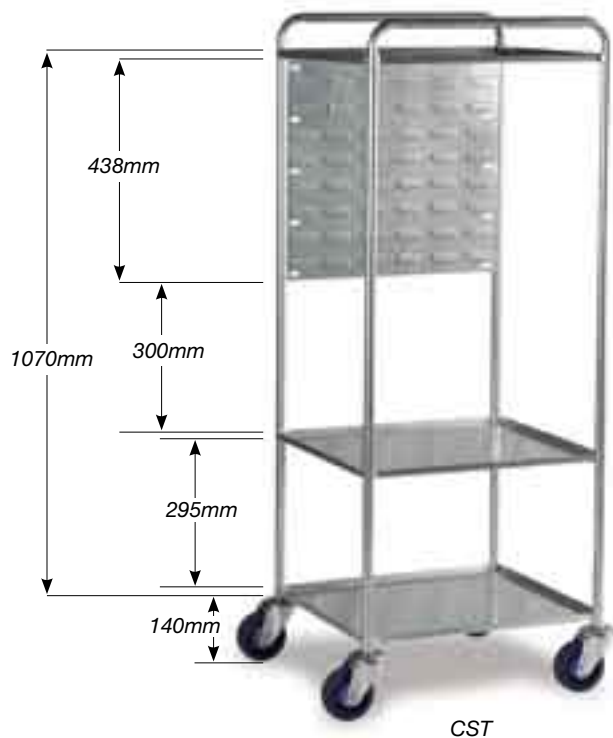


CT/3XLWB

Topstore - Container Trolleys

An extended range of Container Trolleys fitted with a smaller louvred panel and 3 x fixed lipped trays to prevent stored items from slipping off. The trolley can either be supplied as complete kits with TC bins included or empty to suit individual requirements. (Please contact our Sales Department for further details).

Wheels are all 100mm diameter swivel vulcanised blue rubber, offering low rolling resistance, meaning they are easy to manoeuvre, are non marking and soft yet highly durable.



CST



CST Shelf/Tray
Tray size: W500 x D455mm

Trolley Height: 1300mm
Trolley Depth: 500mm
Trolley Width: 500mm
Max Trolley Capacity: 200kg

See page 5 for Topstore TC
Container capacities

Fitted complete with a welded TP1
louvred panel. See pages 8 and 9
for full details.

Product Description	Braked Trolleys		Unbraked Trolleys	
	Order Ref		Order Ref	
Container Trolley Empty c/w 3 x Fixed Shelves	CST/BC		CST	
Container Trolley c/w 4 x TC5 Blue & 3 x Fixed Shelves	CST/4XTC5B/BC		CST/4XTC5B	
Container Trolley c/w 4 x TC5 Red & 3 x Fixed Shelves	CST/4XTC5R/BC		CST/4XTC5R	
Container Trolley c/w 2 x TC6 Blue & 3 x Fixed Shelves	CST/2XTC6B/BC		CST/2XTC6B	
Container Trolley c/w 2 x TC6 Red & 3 x Fixed Shelves	CST/2XTC6R/BC		CST/2XTC6R	



CST/4XTC5B



CST/4XTC5R



CST/2XTC6B



CST/2XTC6R

Topstore - Angled Container Trolley

An ideal way to transport small parts using either the Topstore TC Container range or Topstore Euro Container.

Its design offers easy access to all containers. Attractively finished in epoxy powder coated silver/grey frame, would ideally be suited for any stores, office, workshop or warehouse.

Wheels are 100mm diameter, all swivel vulcanised blue rubber, offering low rolling resistance, meaning they are easy to manoeuvre, are non marking and soft yet highly durable.



ACT/3XTC6B



ACT/3XEC

Trolley Height: 1030mm

Trolley Depth: 830mm

Trolley Width: 500mm

Max Trolley Capacity: 200kg

See page 5 for Topstore TC Container capacities.

See page 32 for Euro Container capacities.

Product Description	Braked Trolleys		Unbraked Trolleys	
	Order Ref		Order Ref	
Angled Container Trolley without Containers	ACT/BC		ACT	
Angled Container Trolley with 3 x TC6 Blue Containers	ACT/3XTC6B/BC		ACT/3XTC6B	
Angled Container Trolley with 3 x TC6 Red Containers	ACT/3XTC6R/BC		ACT/3XTC6R	
Angled Container Trolley with 3 x TC6 White Containers	ACT/3XTC6E/BC		ACT/3XTC6E	
Angled Container Trolley with 2 x (400 x 300 x 220) & 1 x (600 x 400 x 200mm) Grey Euro Containers	ACT/3XEC/BC		ACT/3XEC	

Topstore - Double Container Trolley

Designed to carry four 24 litre natural grade polypropylene storage containers and lids. Eliminates the need to carry heavy boxes and also saves time by allowing 4 to be transported at any one time.

Wheels are 100mm diameter, all swivel vulcanised blue rubber, offering low rolling resistance, meaning they are easy to manoeuvre, are non marking and soft yet highly durable. Finish: Silver/Grey epoxy powder coated.



DCT/4X24L



Trolley Height: 1030mm

Trolley Depth: 840mm

Trolley Width: 480mm

Container Capacity: 15kg each

Max Trolley Capacity: 200kg

Product Description	Braked Trolleys		Unbraked Trolleys	
	Order Ref		Order Ref	
Double Container Trolley without Containers	DCT/BC		DCT	
Double Container Trolley with 4 x 24 Litre Plastic Containers	DCT/4X24L/BC		DCT/4X24L	

Topstore – Euro Container Tray Trolleys

A choice of pre-kitted trolleys available complete with removable Euro Containers.

- Fully welded steel construction
- Handles fitted to aid manoeuvrability
- Rear straps fitted to act as a safety stop when fitting Euro Containers
- Epoxy powder coated silver/grey frame
- Wheels are all 100mm diameter swivel vulcanised blue rubber, offering low rolling resistance, meaning they are easy to manoeuvre, are non marking and soft yet highly durable.
- Braked or unbraked trolleys available



Euro container sizes: (L x W x H)

E6412-11 (Ext: 600 x 400 x 120mm) (Int: 555 x 355 x 112mm)

E6417-11 (Ext: 600 x 400 x 170mm) (Int: 555 x 355 x 158mm)

E6420-11 (Ext: 600 x 400 x 200mm) (Int: 555 x 355 x 187mm)

Trolley Height: 1500mm

Trolley Depth: 700mm

Trolley Width: 470mm

Max Trolley Capacity: 250kg

Product Description	Braked Trolleys		Unbraked Trolleys	
	Order Ref		Order Ref	
8 Tier - Euro Container Trolley c/w 8 x E6412-11	ECT/8X6412/BC		ECT/8X6412	
6 Tier - Euro Container Trolley c/w 6 x E6417-11	ECT/6X6417/BC		ECT/6X6417	
6 Tier - Euro Container Trolley c/w 6 x E6420-11	ECT/6X6420/BC		ECT/6X6420	



ECT/8X6412



ECT/6X6417



ECT/6X6420

STORAGE / SHELVING EQUIPMENT

A comprehensive range of wall and floor mounted shelving and racking to suit light, medium and heavy duty applications.

Product	Lead Time (Working Days)	Page
Toptube - Square Tube Shelving System	(7-10)	42
Topshelf - Wall Mounted Shelving	(7)	43
Topshelf - Wall Mounted Shelving - Plastic Shelving	(5-7)	44
Modular Plastic Shelving Units	(5-7)	45
Toprax - Bolt Free Adjustable Shelving Kits	(5-7)	46
Toprax - Standard Kit	(5-7)	48
Toprax - Standard Bay Shelving c/w TC Bin Kits	(5-7)	49
Toprax - Container Kits	(5-7)	50
Toprax - Garment Hanging	(5-7)	51
Toprax - Longspan Kits	(5-7)	52
Toprax - Longspan Bay Shelving c/w TC Bin Kits	(5-7)	53
Quickshelf - Bolt Free Adjustable Shelving	(5-7)	54
Quickshelf - Complete Bays - TC Bin Kits	(5-7)	56
Chrome Shelving	(7-10)	58
Chrome Basket Trolley	(5-7)	58
Bartspan - Longspan Shelving	(*See below)	60
* Express Range - Items marked E	(7-10)	
* Standard Range - Items unmarked	(Please enquire)	
Adjustable Cantilever Racking	(10-20)	62
Bartrak - Adjustable Pallet Racking	(Please enquire)	63
Topmesh - Anti Collapse.	(Please enquire)	64

Toptube - Square Tube Shelving System

The square tube system uses both joints and accessories that interlock with the tube to create your own individual designs. Custom built designs can vary from workstations, partitioning, benches, trolleys, shelving, desks, etc.

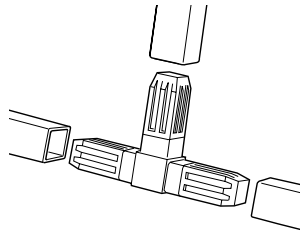
Square Tube

25mm square tube, finished in epoxy powder coated black and available in lengths of 3000mm. Wall thickness 1.2mm.



Square Tube

Order Ref	TZ3TB/10
Pack Qty	10



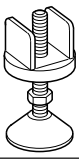
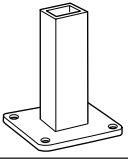

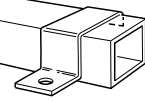

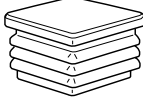
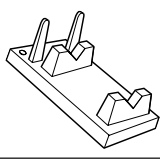
Seven Joints/Connectors

A range of seven black joints/connectors to suit individual requirements. Manufactured from nylon 6 base material, glass filled fibre strand and impact modifier to provide strength and rigidity.



	2 Way Joint	3 Way Joint	3 Way Flat Joint	4 Way Joint	4 Way Flat Joint	5 Way Joint	6 Way Joint
Order Ref	TZ2W/10	TZ3W/10	TZ3WF/10	TZ4W/10	TZ4WF/10	TZ5W/10	TZ6W/10
Pack Qty	10	10	10	10	10	10	10

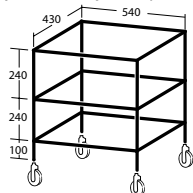
Accessories

Descriptions	ADJUSTABLE FEET	ANCHOR BASE PLATE	WHEEL (SWIVEL)	SHELF CUP	FLANGE PLATE	PLASTIC END CAP	CUTTING JIG
	Black plastic foot including cap, which can be tapped into tube	76mm square steel plate welded to plain tube, used for fixing structures to floors, walls and ceilings. (Fixings not supplied)	100mm Diameter rubber tyred in grey. Capacity per 4 - 160Kg	Used to retain 15mm thick board. These secure shelving inside flush with the top of horizontal tube	Bright zinc plated cover which enables fixing the adjustable foot to floor. (Fixings not supplied)	Used to finish the end of a cut tube	Assists in cutting square tube
							
Order Ref	TZAFS/40	TZBPI/25	TZLDW/2	TZSCL/12	TZFCP/80	TZPEC/12	Cutting Jig
Pack Qty	40	40	2	12	80	12	1

Easy Construction

Simply sketch out your design and work out the quantities of square tube/joints required. Cut the tube using the Cutting Jig to obtain a perfect fit, knock together using the appropriate joints.

Step 1 - Sketch your requirements



Step 2 - Cut to suit



Step 3 - Fix into position



Step 4 - Finished product



Topshelf - Wall Mounted Shelving

Topshelf is an attractive and durable wall mounted steel shelving system that is fully adjustable in height to suit almost every need. Supplied epoxy powder coated in white, Topshelf gives a fresh look to any environment.

Topshelf is a must for any workshop, factory or office. Each shelf is 1 metre wide and is supplied in a range of depths for many applications.

- Extension kits add on to starter kits using the existing upright and bracket.
- Shelf capacity - 50kg (UDL).
- Upright slot pitch - 30mm



Book End



020786S

Topshelf - Complete Kits

Topshelf - Standard Components

Description	Quantity per Pack	Order Ref	
Topshelf Slotted Upright, White, 1048mm Long	2	020703/2	
Topshelf Slotted Upright, White, 1524mm Long	2	020705/2	
Topshelf Shelving Bracket, White, 220mm	8	020713/8	
Topshelf Shelving Bracket, White, 270mm	8	020723/8	
Topshelf Shelving Bracket, White, 320mm	8	020715/8	
Topshelf Shelving Bracket, White, 370mm	8	020727/8	
Topshelf Wall Mounted Shelf, White, 1m x 220mm	4	020733/4	
Topshelf Wall Mounted Shelf, White, 1m x 270mm	4	020743/4	
Topshelf Wall Mounted Shelf, White, 1m x 320mm	4	020735/4	
Topshelf Wall Mounted Shelf, White, 1m x 370mm	4	020737/4	
Topshelf Bookend / Shelf End Support, White, 150mm Sq	2	020747/2	

Topshelf - Kits

Description	Shelf Depths							
	220mm		270mm		320mm		370mm	
	Order Ref		Order Ref		Order Ref		Order Ref	
Topshelf Starter Unit (4 Shelves) H 1048 x W 1000mm	020781S		020775S		020787S		020790S	
Topshelf Extension Unit (4 Shelves) H 1048 x W 1000mm	020781E		020775E		020787E		020790E	
Topshelf Starter Unit (4 Shelves) H 1524 x W 1000mm	020782S		020785S		020788S		020791S	
Topshelf Extension Unit (4 Shelves) H 1524 x W 1000mm	020782E		020785E		020788E		020791E	
Topshelf Starter Unit (4 Shelves) H 1524 x W 1000mm c/w 8 Bookends	020783S		020786S		020789S		020792S	
Topshelf Extension Unit (4 Shelves) H 1524 x W 1000mm c/w 4 Bookends	020783E		020786E		020789E		020792E	

Excludes wall fixings

Topshelf - Wall Mounted Shelving - Plastic Shelving

A unique lightweight wall mounted shelving system constructed from black polypropylene with the option of various layout combinations. The uprights are designed for the shelves to simply lock into position at the preferred level and can be adjusted very quickly when required.

Features

- Shelf Capacity - 30 or 50 kg (UDL)
- Upright slot pitch - 55mm
- Supplied in packs of 2
- Components in each pack include 4 x uprights and 2 x shelves

Excludes wall fixings.

Layout examples for each pack



6025WBLK



8025WBLK

Description	L x W (mm)	Loading Weight (kg) per shelf	Order ref
Plastic Wall Mounted Shelving	600 x 250	30	6025WBLK/2
Plastic Wall Mounted Shelving	800 x 250	50	8025WBLK/2

Modular Plastic Shelving Units

Modular Plastic Shelving unit is a low-cost shelving system suitable for the storage of light duty items, which can be used to satisfy storage requirements in almost any environment.

Features

- Manufactured from black polypropylene.
- Each unit consists 3, 4, or 5 shelves.
- Shelf capacity 30 or 90 kg (UDL).
- Connection between shelves through the lateral joints provided.
- Can be fixed to the wall (wall fixing brackets supplied), excludes wall fixings.
- Quick and easy to assemble.

Plastic Shelving Kits

Description	H x W x D (mm)	Loading Weight (kg) per shelf	Order ref
3 Tier Shelving	963 x 600 x 300	30	6033
4 Tier Shelving	1395 x 600 x 300	30	6034
5 Tier Shelving	1825 x 600 x 300	30	6035
3 Tier Shelving	968 x 900 x 400	90	9043
4 Tier Shelving	1400 x 900 x 400	90	9044
5 Tier Shelving	1840 x 900 x 400	90	9045
5 Tier Shelving c/w 8 x 24L Containers	1840 x 900 x 400	90	9045/24L
5 Tier Shelving c/w 8 x 35L Containers	1840 x 900 x 400	90	9045/35L



9045/24L

9045

6033

6034

9045/35L

Toprax - Bolt Free Adjustable Shelving

Toprax is a high quality, fully adjustable bolt-free shelving system, requiring no special fixings. It combines the strength necessary to meet the specifications for commercial and industrial storage applications, whilst the unpierced face of the uprights and beams provide the style and elegance required for the office environment.

Clean, fully tooled components ensure the complete absence of sharp edges to safeguard you and your goods from damage.

The unique design of Toprax allows clear, unlimited entry, as there are no cross braces or gussets to restrict the loading of shelves or the selection of products.

The system can incorporate Topstore bins and is capable of being fitted with accessories to make the system suitable for garment hanging. The bays can be clad on the sides and rear with mesh or steel panels to make this one of the most flexible systems available.

A wide choice of frames and shelves are available. Shelves are fully adjustable on 50mm (2") centres and bays can be extended as required to cater for fluctuating stock and change in products.

For added convenience and faster installation, all units are supplied with full instructions for self-assembly.

Uprights are finished epoxy powder coated blue (as standard), beams and ties are epoxy powder coated silver/grey and shelves are galvanised as standard (other colours are available upon request, refer to choice on page 47).



Standard Single Bay



Standard Single Bay + Extension Bay



Double Bay

Design and Planning Service

We offer a free design and planning service to assist you with every phase of your storage requirements. Installation teams are available for the larger, more complex schemes to ensure that your new storage equipment is in operation as quickly as possible with the minimum of disruption to your day to day activities.

Toprax - Bolt Free Adjustable Shelving _____



Garment Hanging

Flexibility _____

The flexibility, strength and stability of Toprax enables the system to be fitted with a range of accessories for varying storage requirements.

Garment Hanging _____

Using standard frame ties with specially designed brackets, and two diameters of hanging rail for differing sizes of hangers. It is an ideal way for the storage of clothing and other garments.

The system is totally flexible and can be fully adjusted to accommodate additional levels for fluctuating storage requirements.

Cable Reel Dispensing _____

Using the same principle as Garment Hanging, the Toprax Cable Reel System is an extremely effective way of storing cable reels and offers quick dispensing with minimum of effort. Replacing empty cable reels is quick and easy as the cable reel support can simply be lifted from the bracket enabling quick changeover.

The special design of the hanging rail bracket allows full adjustment when unloaded. When loaded, the support bar can be firmly secured in place preventing unnecessary movement.

The system is totally flexible and can be fully adjusted to accommodate additional levels for fluctuating storage requirements.

Cladding _____


Toprax also offers the option for rear and side cladding. Available in either a 50 x 50mm mesh grid or galvanised steel sheet, for effective segregation of bays.



Cable Reel Dispensing



Cladding – Mesh Sides / Steel Rear



Upright Colour Options

This option will only be considered on higher volume orders. Please check with the Sales Department.

Toprax - Standard Kit

Standard Initial Single Bays			942mm Overall Width	1042mm Overall Width
			870mm Shelf Width	970mm Shelf Width
Description	Shelf Depth	Overall Depth	Order Ref	Order Ref
1500mm High Single Bays c/w 5 x Shelves	290mm	328mm	022410SI	022490SI
	440mm	478mm	022430SI	022510SI
2000mm High Single Bays c/w 5 x Shelves	290mm	328mm	023410SI	023490SI
	440mm	478mm	023430SI	023510SI



023410SI + 023410SE
Initial Single Bay and Extension Single Bay

Standard Extension Single Bays			910mm Overall Width	1010mm Overall Width
			870mm Shelf Width	970mm Shelf Width
Description	Shelf Depth	Overall Depth	Order Ref	Order Ref
1500mm High Single Bays c/w 5 x Shelves	290mm	328mm	022410SE	022490SE
	440mm	478mm	022430SE	022510SE
2000mm High Single Bays c/w 5 x Shelves	290mm	328mm	023410SE	023490SE
	440mm	478mm	023430SE	023510SE

Standard Initial Double Bays			942mm Overall Width	1042mm Overall Width
			870mm Shelf Width	970mm Shelf Width
Description	Shelf Depth	Overall Depth	Order Ref	Order Ref
1500mm High Double Bays c/w 10 x Shelves	2 x 290mm	625mm	022410DI	022490DI
	2 x 440mm	925mm	022430DI	022510DI
2000mm High Double Bays c/w 10 x Shelves	2 x 290mm	625mm	023410DI	023490DI
	2 x 440mm	925mm	023430DI	023510DI



022410DI + 022410DE

Standard Extension Double Bays			910mm Overall Width	1010mm Overall Width
			870mm Shelf Width	970mm Shelf Width
Description	Shelf Depth	Overall Depth	Order Ref	Order Ref
1500mm High Double Bays c/w 10 x Shelves	2 x 290mm	625mm	022410DE	022490DE
	2 x 440mm	925mm	022430DE	022510DE
2000mm High Double Bays c/w 10 x Shelves	2 x 290mm	625mm	023410DE	023490DE
	2 x 440mm	925mm	023430DE	023510DE

Standard Initial Bays c/w 15 x 24 Ltr. Containers			1042mm Overall Width
			970mm Shelf Width
Description	Shelf Depth	Overall Depth	Order Ref
1500mm High Single Bays c/w 5 x Shelves and 15 x 24 Ltr. Containers	440mm	478mm	023355SIPC



023355SIPC + 023355SEPC

Standard Extension Bays c/w 15 x 24 Ltr. Containers			1010mm Overall Width
			970mm Shelf Width
Description	Shelf Depth	Overall Depth	Order Ref
1500mm High Single Bays c/w 5 x Shelves and 15 x 24 Ltr. Containers	440mm	478mm	023355SEPC

Max shelf capacities: (UDL) 870 x 290 = 160kg each | 970 x 290 = 150kg each
870 x 440 = 160kg each | 970 x 440 = 150kg each

Floor fixing is required where shelving bays exceed a height to depth ratio of 4:1

Toprax - Standard Bay Shelving c/w TC Bin Kits

- Fully adjustable bolt free pre-kitted system
- TC container colour options in blue, red, green or yellow
- Other options available, please contact our Sales Department
- Overall standard bay size H1500 x W942 x D328 mm / double bay D625mm
- Shelf size W870 x D290 mm

TC container sizes: (L x W x H)

TC4: 350 x 205 x 132mm

TC5: 350 x 205 x 182mm

TC6: 375 x 420 x 182mm

Description	Order ref			
	Blue Bins	Red Bins	Green Bins	Yellow Bins
Standard Bays				
Standard Initial Bay c/w 40 x TC4 Bins & 5 shelves	022410SI/TC4B	022410SI/TC4R	022410SI/TC4G	022410SI/TC4Y
Standard Extension Bay c/w 40 x TC4 Bins & 5 shelves	022410SE/TC4B	022410SE/TC4R	022410SE/TC4G	022410SE/TC4Y
Double Initial Bay c/w 80 x TC4 Bins & 10 shelves	022410DI/TC4B	022410DI/TC4R	022410DI/TC4G	022410DI/TC4Y
Double Extension Bay c/w 80 x TC4 Bins & 10 shelves	022410DE/TC4B	022410DE/TC4R	022410DE/TC4G	022410DE/TC4Y
Standard Initial Bay c/w 28 x TC5 Bins & 3 shelves	022410SI/TC5B	022410SI/TC5R	022410SI/TC5G	022410SI/TC5Y
Standard Extension Bay c/w 28 x TC5 Bins & 3 shelves	022410SE/TC5B	022410SE/TC5R	022410SE/TC5G	022410SE/TC5Y
Double Initial Bay c/w 56 x TC5 Bins & 6 shelves	022410DI/TC5B	022410DI/TC5R	022410DI/TC5G	022410DI/TC5Y
Double Extension Bay c/w 56 x TC5 Bins & 6 shelves	022410DE/TC5B	022410DE/TC5R	022410DE/TC5G	022410DE/TC5Y
Standard Initial Bay c/w 14 x TC6 Bins & 3 shelves	022410SI/TC6B	022410SI/TC6R	022410SI/TC6G	022410SI/TC6Y
Standard Extension Bay c/w 14 x TC6 Bins & 3 shelves	022410SE/TC6B	022410SE/TC6R	022410SE/TC6G	022410SE/TC6Y
Double Initial Bay c/w 28 x TC6 Bins & 6 shelves	022410DI/TC6B	022410DI/TC6R	022410DI/TC6G	022410DI/TC6Y
Double Extension Bay c/w 28 x TC6 Bins & 6 shelves	022410DE/TC6B	022410DE/TC6R	022410DE/TC6G	022410DE/TC6Y

Max shelf capacity: 160kg each (UDL)



022410SI/TC5Y

022410SI/TC4R

022410DI/TC6B

Floor fixing is required where shelving bays exceed a height to depth ratio of 4:1

Toprax - Container Kits

Space Bin Container Kits

An ideal storage solution for storage of larger products or multiple storage of bulk items. Large open fronted bins allows easy access for stored products.

Containers are both stackable and nestable when not in use.

Please refer to page 30 for full details on bin sizes/capacities.

- Available with 2 shelf levels
- Shelf size W970 x D440mm



022510SI/SB

Description	Overall Size H x W x D (mm)	Order Ref	
Standard Initial Bay c/w 8 Space Bin Containers	1500 x 1042 x 478	022510SI/SB	
Standard Extension Bay c/w 8 Space Bin Containers	1500 x 1010 x 478	022510SE/SB	
Double Initial Bay c/w 16 Space Bin Containers	1500 x 1042 x 925	022510DI/SB	
Double Extension Bay c/w 16 Space Bin Containers	1500 x 1010 x 925	022510DE/SB	

Max load capacity: 260kg (UDL) per shelf level

Floor fixing is required where shelving bays exceed a height to depth ratio of 4:1

Multi-Functional Container Kits

An alternative storage system which uses containers complete with lids, keeping stored items dust free. Ideal in schools, offices, workshops, garages etc. Different kit options are available using containers with single coloured hinged lids and options with mixed coloured lids in blue, red, green and yellow (supplied in equal quantities). The mixed colour lid option is ideal for product segregation.

These containers are both stackable with or without lids and nestable when not in use.

Please refer to page 31 for full details on bin sizes/capacities.

- Available with 2 shelf levels
- Shelf size W870 x D440mm



022430DI/MMF

Description	Overall Size H x W x D (mm)	Order Ref	
Standard Initial Bay c/w 8 Multi-Functional Containers - Blue Lids	1500 x 942 x 478	022430SI/BMF	
Standard Extension Bay c/w 8 Multi-Functional Containers - Blue Lids	1500 x 910 x 478	022430SE/BMF	
Double Initial Bay c/w 16 Multi-Functional Containers - Blue Lids	1500 x 942 x 925	022430DI/BMF	
Double Extension Bay c/w 16 Multi-Functional Containers - Blue Lids	1500 x 910 x 925	022430DE/BMF	
Standard Initial Bay c/w 8 Multi-Functional Containers - Red Lids	1500 x 942 x 478	022430SI/RMF	
Standard Extension Bay c/w 8 Multi-Functional Containers - Red Lids	1500 x 910 x 478	022430SE/RMF	
Double Initial Bay c/w 16 Multi-Functional Containers - Red Lids	1500 x 942 x 925	022430DI/RMF	
Double Extension Bay c/w 16 Multi-Functional Containers - Red Lids	1500 x 910 x 925	022430DE/RMF	
Standard Initial Bay c/w 8 Multi-Functional Containers - Green Lids	1500 x 942 x 478	022430SI/GMF	
Standard Extension Bay c/w 8 Multi-Functional Containers - Green Lids	1500 x 910 x 478	022430SE/GMF	
Double Initial Bay c/w 16 Multi-Functional Containers - Green Lids	1500 x 942 x 925	022430DI/GMF	
Double Extension Bay c/w 16 Multi-Functional Containers - Green Lids	1500 x 910 x 925	022430DE/GMF	
Standard Initial Bay c/w 8 Multi-Functional Containers - Yellow Lids	1500 x 942 x 478	022430SI/YMF	
Standard Extension Bay c/w 8 Multi-Functional Containers - Yellow Lids	1500 x 910 x 478	022430SE/YMF	
Double Initial Bay c/w 16 Multi-Functional Containers - Yellow Lids	1500 x 942 x 925	022430DI/YMF	
Double Extension Bay c/w 16 Multi-Functional Containers - Yellow Lids	1500 x 910 x 925	022430DE/YMF	
Standard Initial Bay c/w 8 Multi-Functional Containers - Mixed Lids	1500 x 942 x 478	022430SI/MMF	
Standard Extension Bay c/w 8 Multi-Functional Containers - Mixed Lids	1500 x 910 x 478	022430SE/MMF	
Double Initial Bay c/w 16 Multi-Functional Containers - Mixed Lids	1500 x 942 x 925	022430DI/MMF	
Double Extension Bay c/w 16 Multi-Functional Containers - Mixed Lids	1500 x 910 x 925	022430DE/MMF	

Max load capacity: 260kg (UDL) per shelf level

Floor fixing is required where shelving bays exceed a height to depth ratio of 4:1

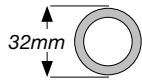
Toprax - Garment Hanging

An ideal way for the storage of clothing and other garments. Two options (as shown below) are available, the first option is using standard frame ties with specially designed brackets and 2 hanging rails (32mm diameter), the second option simply uses the frame beams. Compatible with different sized hangers.

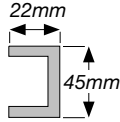
The system is totally flexible and can be fully adjusted to accommodate different levels for fluctuating storage requirements.

Hanging Method Section:

Option 1:



Option 2:



023430SI/G + 023430SE/G



023455SI/GH

023455DI/G

Description	Overall Size H x W x D (mm)	C/W 2 Hanging Rails (Option 1)		W/O Hanging Rails (Option 2)	
		Order Ref		Order Ref	
Standard Initial Bay	2000 x 942 x 478	023430SI/GH		023430SI/G	
Standard Extension Bay	2000 x 910 x 478	023430SE/GH		023430SE/G	
Double Initial Bay	2000 x 942 x 925	023430DI/GH		023430DI/G	
Double Extension Bay	2000 x 910 x 925	023430DE/GH		023430DE/G	
Standard Initial Bay	2000 x 942 x 628	023435SI/GH		023435SI/G	
Standard Extension Bay	2000 x 910 x 628	023435SE/GH		023435SE/G	
Double Initial Bay	2000 x 942 x 1225	023435DI/GH		023435DI/G	
Double Extension Bay	2000 x 910 x 1225	023435DE/GH		023435DE/G	
Standard Initial Bay	2000 x 1242 x 478	023440SI/GH		023440SI/G	
Standard Extension Bay	2000 x 1210 x 478	023440SE/GH		023440SE/G	
Double Initial Bay	2000 x 1242 x 925	023440DI/GH		023440DI/G	
Double Extension Bay	2000 x 1210 x 925	023440DE/GH		023440DE/G	
Standard Initial Bay	2000 x 1242 x 628	023445SI/GH		023445SI/G	
Standard Extension Bay	2000 x 1210 x 628	023445SE/GH		023445SE/G	
Double Initial Bay	2000 x 1242 x 1225	023445DI/GH		023445DI/G	
Double Extension Bay	2000 x 1210 x 1225	023445DE/GH		023445DE/G	
Standard Initial Bay	2600 x 942 x 628	023450SI/GH		023450SI/G	
Standard Extension Bay	2600 x 910 x 628	023450SE/GH		023450SE/G	
Double Initial Bay	2600 x 942 x 1225	023450DI/GH		023450DI/G	
Double Extension Bay	2600 x 910 x 1225	023450DE/GH		023450DE/G	
Standard Initial Bay	2600 x 1242 x 628	023455SI/GH		023455SI/G	
Standard Extension Bay	2600 x 1210 x 628	023455SE/GH		023455SE/G	
Double Initial Bay	2600 x 1242 x 1225	023455DI/GH		023455DI/G	
Double Extension Bay	2600 x 1210 x 1225	023455DE/GH		023455DE/G	

Max load capacity: For hanging rail (Option 1) - 60Kg(UDL)per rail
 For beam hanging (Option 2) - 100Kg(UDL)per beam
 (Ensure loads are evenly distributed along the width and depths of bays)

Floor fixing is required where shelving bays exceed a height to depth ratio of 4:1

Toprax - Longspan Shelves

Toprax can also be used as a Longspan shelving system for the storage of longer/larger goods where a standard shelving system would not be suitable.

Based upon the standard Toprax design, it is a cost saving alternative to conventional fully braced longspan systems with a comparable load capacity.

Toprax longspan can be supplied with galvanised steel or chipboard shelves.

- Shelving bays available H 1500mm / H 2000mm
- Shelf sizes W 1740mm x D 290mm / D 440mm
- Available with either 3 or 4 shelf versions



Longspan Bay

For added stability of the beams a Beam Tie is also available.



Beam Tie, Shelf Stop + Steel Shelf

Toprax also offers unrivalled versatility as you can mix standard bays with longspan bays as shown, to offer multiple options dependant upon the type of goods to be stored.



Chipboard Shelf

Toprax Longspan	Overall Size H x W x D (mm)	Steel Shelves		Chipboard Shelves	
Description		Order Ref		Order Ref	
Standard Initial Bay c/w 3 Levels	1500 x 1812 x 328	023371SI		023376SI	
Standard Extension Bay c/w 3 Levels	1500 x 1780 x 328	023371SE		023376SE	
Double Initial Bay c/w 6 Levels	1500 x 1812 x 625	023371DI		023376DI	
Double Extension Bay c/w 6 Levels	1500 x 1780 x 625	023371DE		023376DE	
Standard Initial Bay c/w 3 Levels	1500 x 1812 x 478	023372SI		023377SI	
Standard Extension Bay c/w 3 Levels	1500 x 1780 x 478	023372SE		023377SE	
Double Initial Bay c/w 6 Levels	1500 x 1812 x 925	023372DI		023377DI	
Double Extension Bay c/w 6 Levels	1500 x 1780 x 925	023372DE		023377DE	
Standard Initial Bay c/w 4 Levels	2000 x 1812 x 328	023373SI		023378SI	
Standard Extension Bay c/w 4 Levels	2000 x 1780 x 328	023373SE		023378SE	
Double Initial Bay c/w 8 Levels	2000 x 1812 x 625	023373DI		023378DI	
Double Extension Bay c/w 8 Levels	2000 x 1780 x 625	023373DE		023378DE	
Standard Initial Bay c/w 4 Levels	2000 x 1812 x 478	023374SI		023379SI	
Standard Extension Bay c/w 4 Levels	2000 x 1780 x 478	023374SE		023379SE	
Double Initial Bay c/w 8 Levels	2000 x 1812 x 925	023374DI		023379DI	
Double Extension Bay c/w 8 Levels	2000 x 1780 x 925	023374DE		023379DE	

Max capacity per pair of beam levels: 450kg each (UDL)

Floor fixing is required where shelving bays exceed a height to depth ratio of 4:1

Toprax - Longspan Bay Shelving c/w TC Bin Kits

- Fully adjustable bolt free pre-kitted system
- TC container colour options in blue, red, green or yellow
- (Other options available, please contact our Sales Department)
- Overall bay size H1500 x W1812 x D328 mm / Double bay D625mm
- Shelf size W1740 x D290 mm

TC container sizes: (L x W x H)

TC4: 350 x 205 x 132mm

TC5: 350 x 205 x 182mm

TC6: 375 x 420 x 182mm

Description	Order ref			
	Blue Bins	Red Bins	Green Bins	Yellow Bins
Longspan Bays with Steel Shelves				
Standard Initial Bay c/w 72 x TC4 Bins & 4 shelves	023370SI/TC4B	023370SI/TC4R	023370SI/TC4G	023370SI/TC4Y
Standard Extension Bay c/w 72 x TC4 Bins & 4 shelves	023370SE/TC4B	023370SE/TC4R	023370SE/TC4G	023370SE/TC4Y
Double Initial Bay c/w 144 x TC4 Bins & 8 shelves	023370DI/TC4B	023370DI/TC4R	023370DI/TC4G	023370DI/TC4Y
Double Extension Bay c/w 144 x TC4 Bins & 8 shelves	023370DE/TC4B	023370DE/TC4R	023370DE/TC4G	023370DE/TC4Y
Longspan Bays with Chipboard Shelves				
Standard Initial Bay c/w 56 x TC5 Bins & 3 shelves	023370SI/TC5B	023370SI/TC5R	023370SI/TC5G	023370SI/TC5Y
Standard Extension Bay c/w 56 x TC5 Bins & 3 shelves	023370SE/TC5B	023370SE/TC5R	023370SE/TC5G	023370SE/TC5Y
Double Initial Bay c/w 112 x TC5 Bins & 6 shelves	023370DI/TC5B	023370DI/TC5R	023370DI/TC5G	023370DI/TC5Y
Double Extension Bay c/w 112 x TC5 Bins & 6 shelves	023370DE/TC5B	023370DE/TC5R	023370DE/TC5G	023370DE/TC5Y
Standard Initial Bay c/w 28 x TC6 Bins & 3 shelves	023370SI/TC6B	023370SI/TC6R	023370SI/TC6G	023370SI/TC6Y
Standard Extension Bay c/w 28 x TC6 Bins & 3 shelves	023370SE/TC6B	023370SE/TC6R	023370SE/TC6G	023370SE/TC6Y
Double Initial Bay c/w 56 x TC6 Bins & 6 shelves	023370DI/TC6B	023370DI/TC6R	023370DI/TC6G	023370DI/TC6Y
Double Extension Bay c/w 56 x TC6 Bins & 6 shelves	023370DE/TC6B	023370DE/TC6R	023370DE/TC6G	023370DE/TC6Y
Longspan Bays with Chipboard Shelves				
Standard Initial Bay c/w 72 x TC4 Bins & 4 shelves	023375SI/TC4B	023375SI/TC4R	023375SI/TC4G	023375SI/TC4Y
Standard Extension Bay c/w 72 x TC4 Bins & 4 shelves	023375SE/TC4B	023375SE/TC4R	023375SE/TC4G	023375SE/TC4Y
Double Initial Bay c/w 144 x TC4 Bins & 8 shelves	023375DI/TC4B	023375DI/TC4R	023375DI/TC4G	023375DI/TC4Y
Double Extension Bay c/w 144 x TC4 Bins & 8 shelves	023375DE/TC4B	023375DE/TC4R	023375DE/TC4G	023375DE/TC4Y
Standard Initial Bay c/w 56 x TC5 Bins & 3 shelves	023375SI/TC5B	023375SI/TC5R	023375SI/TC5G	023375SI/TC5Y
Standard Extension Bay c/w 56 x TC5 Bins & 3 shelves	023375SE/TC5B	023375SE/TC5R	023375SE/TC5G	023375SE/TC5Y
Double Initial Bay c/w 112 x TC5 Bins & 6 shelves	023375DI/TC5B	023375DI/TC5R	023375DI/TC5G	023375DI/TC5Y
Double Extension Bay c/w 112 x TC5 Bins & 6 shelves	023375DE/TC5B	023375DE/TC5R	023375DE/TC5G	023375DE/TC5Y
Standard Initial Bay c/w 28 x TC6 Bins & 3 shelves	023375SI/TC6B	023375SI/TC6R	023375SI/TC6G	023375SI/TC6Y
Standard Extension Bay c/w 28 x TC6 Bins & 3 shelves	023375SE/TC6B	023375SE/TC6R	023375SE/TC6G	023375SE/TC6Y
Double Initial Bay c/w 56 x TC6 Bins & 6 shelves	023375DI/TC6B	023375DI/TC6R	023375DI/TC6G	023375DI/TC6Y
Double Extension Bay c/w 56 x TC6 Bins & 6 shelves	023375DE/TC6B	023375DE/TC6R	023375DE/TC6G	023375DE/TC6Y

Max capacity per pair of beam levels: 450kg each (UDL)



023370SI/TC6Y

023370SI/TC5B

023370DI/TC5R

Floor fixing is required where shelving bays exceed a height to depth ratio of 4:1

Quickshelf - Bolt Free Tubular Shelving System

Quickshelf is a robust boltless heavy duty hand loaded shelving system consisting of powder coated blue uprights, galvanised tubular shelves, hardboard covers (if required) and galvanised metal feet.

Its design allows for quick assembly without the need for any special tools as the precision manufactured components are simply knocked into place with a soft faced mallet.

The upright is pierced to offer full adjustability at 25mm pitches in the height.

Quickshelf is suitable for a wide range of applications in the office, workshop, warehouse and home.

Complete bays are supplied with 5 shelves per bay (supplied with/without hardboard covers) and come in initial bays or extension bays. An initial bay is required before any extensions can be added.



920125S/RAP
Initial Bay

920125A/RAP
Extension Bay

Quickshelf - Complete Bays

Initial Bays

Quickshelf Content Description	H x W x D (mm)	Without Hardboard Covers		With Hardboard Covers	
		Order Ref		Order Ref	
Complete with 5 Tubular Shelves	2000 x 1000 x 400	920104S/RAP		920104SH/RAP	
Complete with 5 Tubular Shelves	2000 x 1000 x 500	920105S/RAP		920105SH/RAP	
Complete with 5 Tubular Shelves	2000 x 1250 x 400	920124S/RAP		920124SH/RAP	
Complete with 5 Tubular Shelves	2000 x 1250 x 500	920125S/RAP		920125SH/RAP	

Extension Bays

Quickshelf Content Description	H x W x D (mm)	Without Hardboard Covers		With Hardboard Covers	
		Order Ref		Order Ref	
Complete with 5 Tubular Shelves	2000 x 1000 x 400	920104A/RAP		920104AH/RAP	
Complete with 5 Tubular Shelves	2000 x 1000 x 500	920105A/RAP		920105AH/RAP	
Complete with 5 Tubular Shelves	2000 x 1250 x 400	920124A/RAP		920124AH/RAP	
Complete with 5 Tubular Shelves	2000 x 1250 x 500	920125A/RAP		920125AH/RAP	

Shelf Capacity

1000mm x 400mm = 135kg	All shelf capacities are based on a uniformly distributed load.
1000mm x 500mm = 200kg	All shelf capacities are based on a uniformly distributed load.
1250mm x 400mm = 110kg	All shelf capacities are based on a uniformly distributed load.
1250mm x 500mm = 160kg	All shelf capacities are based on a uniformly distributed load.

Quickshelf - Complete Bays - Plastic Storage/Archive Kits

Initial Bays _____

Quickshelf Content Description	H x W x D (mm)	Order Ref
5 x Tubular Shelves & Hardboard Covers, plus 21 x 24L Containers & Lids	2000 x 1000 x 500	QAK1
5 x Tubular Shelves & Hardboard Covers, plus 14 x 35L Containers & Lids	2000 x 1000 x 500	QAK3
5 x Tubular Shelves & Hardboard Covers, plus 21 x 35L Containers & Lids	2000 x 1250 x 500	QAK4

Extension Bays _____

Quickshelf Content Description	H x W x D (mm)	Order Ref
5 x Tubular Shelves & Hardboard Covers, plus 21 x 24L Containers & Lids	2000 x 1000 x 500	QAK1E
5 x Tubular Shelves & Hardboard Covers, plus 14 x 35L Containers & Lids	2000 x 1000 x 500	QAK3E
5 x Tubular Shelves & Hardboard Covers, plus 21 x 35L Containers & Lids	2000 x 1250 x 500	QAK4E



920105SH/RAP



With hardboard covers



Without hardboard covers



QAK1

See page 30 for Topbox details

Components _____

Uprights		
Height		Order Ref
2000mm		900200/RAP

Depth	Standard Shelves		Hardboard Shelf Covers	
	1000mm Width	1250mm Width	1000mm Width	1250mm Width
	Order Ref	Order Ref	Order Ref	Order Ref
400mm	910040T/RAP	912540T/RAP	910040HB/D	912540HB/D
500mm	910050T/RAP	912550T/RAP	910050HB/D	912550HB/D

Accessories		
Description		Order Ref
Plastic Foot for Upright		900050/RAP
Steel Foot Plate - Zinc		900051/RAP

- Note:
1. A minimum of five shelf levels are required per bay.
 2. Floor fixing is required where shelving bays exceed a height to depth ration of 4:1.
 3. All dimensions are nominal (please consult our technical department for actual sizes).
 4. Other sizes are available

Quickshelf - Complete Bays - TC Bin Kits

- Fully adjustable
- Bolt free system available pre-kitted
- Ideal for workshops, offices, warehouses and homes
- All components are lightweight

TC container sizes: (L x W x H)

TC4: 350 x 205 x 132mm

TC5: 350 x 205 x 182mm

TC6: 375 x 420 x 182mm

Product Description	H x W x D (mm)	Order Ref
5 x Tubular Shelves & Hardboard Covers c/w 56 TC4 Blue	2000 x 1250 x 500	920125SH/TC4B
5 x Tubular Shelves & Hardboard Covers c/w 56 TC4 Red	2000 x 1250 x 500	920125SH/TC4R
5 x Tubular Shelves & Hardboard Covers c/w 56 TC4 Green	2000 x 1250 x 500	920125SH/TC4G
5 x Tubular Shelves & Hardboard Covers c/w 56 TC4 Yellow	2000 x 1250 x 500	920125SH/TC4Y
5 x Tubular Shelves & Hardboard Covers c/w 40 TC5 Blue	2000 x 1250 x 500	920125SH/TC5B
5 x Tubular Shelves & Hardboard Covers c/w 40 TC5 Red	2000 x 1250 x 500	920125SH/TC5R
5 x Tubular Shelves & Hardboard Covers c/w 40 TC5 Green	2000 x 1250 x 500	920125SH/TC5G
5 x Tubular Shelves & Hardboard Covers c/w 40 TC5 Yellow	2000 x 1250 x 500	920125SH/TC5Y
5 x Tubular Shelves & Hardboard Covers c/w 20 TC6 Blue	2000 x 1250 x 500	920125SH/TC6B
5 x Tubular Shelves & Hardboard Covers c/w 20 TC6 Red	2000 x 1250 x 500	920125SH/TC6R
5 x Tubular Shelves & Hardboard Covers c/w 20 TC6 Green	2000 x 1250 x 500	920125SH/TC6G
5 x Tubular Shelves & Hardboard Covers c/w 20 TC6 Yellow	2000 x 1250 x 500	920125SH/TC6Y



920125SH/TC4R



920125SH/TC4B



920125SH/TC5R



920125SH/TC5Y



920125SH/TC6Y



920125SH/TC6G

Chrome Shelving

Chrome shelving provides strength within an open wire design that offers unrivalled air and light penetration, making it suitable for various applications.

Many accessories are available to make shelves suitable for garment hanging and wine storage amongst many other applications.

Features:

- **Strong** - each shelf will carry up to 360 kgs (UDL)
- **Durable** - polished nickel chrome finish
- **Bolt free** - quick and easy to assemble
- **Hygienic** - smooth wipe clean surface with open wire design for air flow
- **Versatile** - static or mobile with adjustable shelves
- **Low cost** - quality at affordable cost
- **Adjustable** - all uprights include adjustable foot



TCT1



020422

Chrome Shelving Complete Kits

Description	H x W x D (mm)	Order Ref	
Complete Chrome Shelving Unit with 4 Shelves	1625 x 610 x 460	020420	
Complete Chrome Shelving Unit with 4 Shelves	1625 x 915 x 460	020421	
Complete Chrome Shelving Unit with 4 Shelves	1625 x 1220 x 460	020422	
Complete Chrome Shelving Unit with 4 Shelves	1625 x 1520 x 460	020423	
Complete Chrome Shelving Unit with 4 Shelves	1625 x 610 x 610	020424	
Complete Chrome Shelving Unit with 4 Shelves	1625 x 915 x 610	020425	
Complete Chrome Shelving Unit with 4 Shelves	1625 x 1220 x 610	020426	
Complete Chrome Shelving Unit with 4 Shelves	1625 x 1520 x 610	020427	

Chrome Basket Trolley Complete Kit

- Baskets can be easily adjusted along uprights
- Protective bumpers supplied
- 90mm lip on baskets
- 120mm rubber cushion castors, 2 supplied as braked

Description	H x W x D (mm)	Capacity (kg)	Order Ref	
Chrome Basket Trolley	1005 x 915 x 460	150	TCT1	

Components

Description	Order Ref
Chrome Shelving Upright - L 760mm, Complete with adjustable foot	020350
Chrome Shelving Upright - L 1625mm, Complete with adjustable foot	020355
Chrome Shelving Upright - L 1830mm, Complete with adjustable foot	020358
Chrome Shelving Upright - L 2130mm, Complete with adjustable foot	020359
Chrome Shelf (Pack of 4) - W 610 x D 460mm	020369
Chrome Shelf (Pack of 4) - W 915 x D 460mm	020375
Chrome Shelf (Pack of 4) - W 1220 x D 460mm	020379
Chrome Shelf (Pack of 4) - W 1520 x D 460mm	020383
Chrome Shelf (Pack of 4) - W 610 x D 610mm	020385
Chrome Shelf (Pack of 4) - W 915 x D 610mm	020389
Chrome Shelf (Pack of 4) - W 1220 x D 610mm	020393
Chrome Shelf (Pack of 4) - W 1520 x D 610mm	020397



Accessories

Description	Order Ref
Chrome Shelf Ledges (Pack of 2) - H 100 x L 460mm	020400
Chrome Shelf Ledges (Pack of 2) - H 100 x L 610mm	020401
Chrome Shelf Ledges (Pack of 2) - H 100 x L 915mm	020402
Chrome Shelf Ledges (Pack of 2) - H 100 x L 1220mm	020403
Chrome Shelf Ledges (Pack of 2) - H 100 x L 1520mm	020404
Chrome Shelf Dividers (Pack of 2) - H 220 x L 460mm	020405
Chrome Shelf Dividers (Pack of 2) - H 220 x L 610mm	020406
Chrome Shelf Add on Clip (Each)	020407
Chrome Shelving Plastic Shelf Collar Set (2 Pcs per Set)	020408
Rubber Wheeled Castor - Unbraked - Dia 100mm - Capacity 80kg (For overall height add 140mm to the post height)	020432
Rubber Wheeled Castor - Braked - Dia 100mm - Capacity 80kg (For overall height add 140mm to the post height)	020433
Short Cart Handle - L 460mm	020447
Short Cart Handle - L 610mm	020448
Basket (95mm deep) - W 460 x L 610mm	020450
Basket (95mm deep) - W 460 x L 915mm	020451
Back Grid - W 915 x H 350mm	020454
Back Grid - W 1220 x H 350mm	020455
Garment Rail - L 915mm, Complete with 2 support hooks	020435
Garment Rail - L 1220mm, Complete with 2 support hooks	020436
Garment Rail - L 1520mm, Complete with 2 support hooks	020437
Utility Rail - L 460mm	020438
Utility Rail - L 640mm	020439
Utility Rail - L 915mm	020440
Utility Rail - L 1220mm	020441
Utility Rail - L 1520mm	020442

Bartspan - Longspan Shelving

Bartspan is perfectly designed to meet all types of requirements for storing medium weight products of different sizes. Upright connections are provided with two hooks and a locking pin. It is a very simple system to assemble.

This shelving is a cost effective way to increase storage capacity and make more economical use of valuable floor space, even existing warehouses.

A wide range of frames, beams and components makes Bartspan a highly versatile system suitable for storing every type of product, from small components to heavy cartons.

The frames are epoxy powder coated blue uprights with galvanised bracing and the beams are grey as standard, however, other colours are available.

The frames are a fully bolted construction. Consisting of uprights, coldformed cross ties and diagonal bracing.



Bartspan - Complete Initial Bays

Description	H x W x D (mm)	Shelf Capacity (Kg)	Order Ref
3 x Chipboard Shelves	2100 x 1800 x 600	586	E 3211806S
3 x Chipboard Shelves	2100 x 2400 x 600	396	3212406S
Additional Shelf Level - 2 x beams and 1 x chipboard shelf	1800W x 600D	586	E 318007S
Additional Shelf Level - 2 x beams and 1 x chipboard shelf	2400W x 600D	396	324007S

Bartspan - Complete Extension Bays

Description	H x W x D (mm)	Shelf Capacity (Kg)	Order Ref
3 x Chipboard Shelves	2100 x 1800 x 600	586	E 3211806A
3 x Chipboard Shelves	2100 x 2400 x 600	396	3212406A
Additional Shelf Level - 2 x beams and 1 x chipboard shelf	1800W x 600D	586	E 318007S
Additional Shelf Level - 2 x beams and 1 x chipboard shelf	2400W x 600D	396	324007S



3211806S
Initial Bay

3211806A
Extension Bay

Bartspan - Longspan Shelving

Bartspan - Frames

H x D (mm)	Order Ref	
1800 x 600	361806/D	
1800 x 700	361807/D	
1800 x 800	361808/D	
1800 x 900	361809/D	
2100 x 600	E 362160/D	
2100 x 700	362170/D	
2100 x 800	362180/D	
2100 x 900	362190/D	
2400 x 600	362406/D	
2400 x 700	362407/D	
2400 x 800	362408/D	
2400 x 900	362409/D	



Bartspan - Beams

Length (mm)	60 Step Beam		70 Step Beam	
	Capacity (Per Pair) Kg	Order Ref	Capacity (Per Pair) Kg	Order Ref
1500	520	316315S/60/D	-	-
1800	433	316318S/60/D	586	E 316318S/70/D
2100	336	316321S/60/D	502	316321S/70/D
2400	-	-	396	316324S/70/D



Bartspan - Chipboard Decks

W x D (mm)	Order Ref	
1500 x 600	321560S/D	
1500 x 700	321570S/D	
1500 x 800	321580S/D	
1500 x 900	321590S/D	
1800 x 600	E 321860S/D	
1800 x 700	321870S/D	
1800 x 800	321880S/D	
1800 x 900	321890S/D	
2100 x 600	322160S/D	
2100 x 700	322170S/D	
2100 x 800	322180S/D	
2100 x 900	322190S/D	
2400 x 600	322460S/D	
2400 x 700	322470S/D	
2400 x 800	322480S/D	
2400 x 900	322490S/D	

System Requirements:

1. Each bay must have a minimum of 2 shelves.
2. End frames capacity = 4300Kg based upon 3 levels at 700mm centres.
3. End frames include all components that are required apart from floor fixings.
4. Where bays exceed a height to depth ratio of 4:1 floor fixing required.
5. All loading data is based on uniformly distributed loads.



Adjustable Cantilever Racking

- A sturdy racking system designed to accommodate long goods, pipes and bars etc.
- Robust arms securely hold the load, with end stops to prevent roll off.
- Available in various size options with add on bays to suit most long parts storage.
- Designed to be hand loaded.
- Load capacity per arm: up to 200kg (UDL).
- Arms height adjustable at 50mm increments with two fixing bolts.
- Colours: Uprights - Galvanised
Arms - Yellow

Starter Frame Kit consists of

- 2 x Complete frames - 2100mm
- 2 x Beams - L1300mm
- 2 x Bases
- Bracing

Extension Frame Kit consists of

- 1 x Complete frame - 2100mm
- 3 x Beams - L1300mm
- 1 x Base
- Bracing

How to order:

1. Choose a single or double sided starter frame kit.
2. Choose the number of extension frames required.
3. Choose the number of arms separately.
4. Choose the number of intermediate dividers and removable end stops separately.

Single Sided Starter Bay Double Sided Starter Bay



211340DS/E
8 x (310164100), 2 x (310164801) and 10 x (310164704)
Double Sided Extension Frame with 8 x 400mm Arms,
2 x Intermediate Dividers and 10 x Removable End Stops.

211340DS/S
16 x (310164100), 4 x (310164801) and 20 x (310164704)
Double Sided Starter Frame Kit with 16 x 400mm Arms,
4 x Intermediate Dividers and 20 x Removable End Stops.

Single Sided Frame Kits Without Arms

Description For Arm Lengths	H x W x D(mm)	Starter Bay Kit		Extension Bay Kit	
		Order Ref		Order Ref	
400mm	2100 x 1350 x 810	211340SS/S		211340SS/E	
500mm	2100 x 1350 x 910	211350SS/S		211350SS/E	
600mm	2100 x 1350 x 1010	211360SS/S		211360SS/E	
800mm	2100 x 1350 x 1210	211380SS/S		211380SS/E	

Double Sided Frame Kits Without Arms

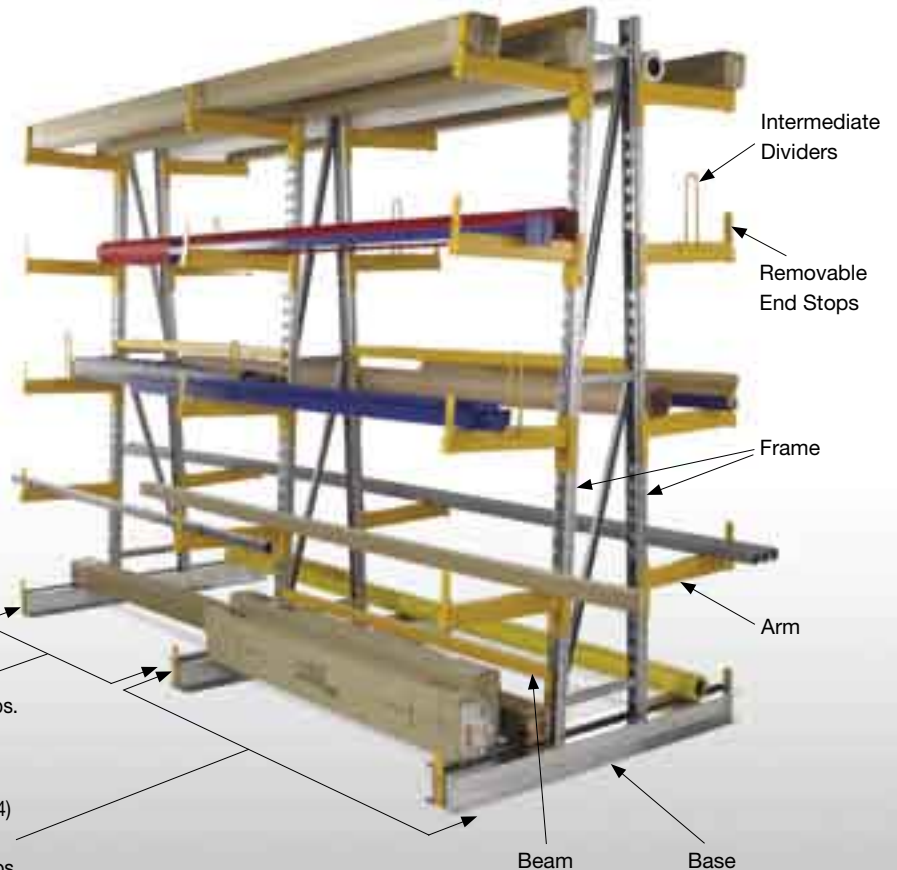
Description For Arm Lengths	H x W x D(mm)	Starter Bay Kit		Extension Bay Kit	
		Order Ref		Order Ref	
400mm	2100 x 1350 x 1200	211340DS/S		211340DS/E	
500mm	2100 x 1350 x 1400	211350DS/S		211350DS/E	
600mm	2100 x 1350 x 1600	211360DS/S		211360DS/E	
800mm	2100 x 1350 x 2000	211380DS/S		211380DS/E	

Arms

Length (mm)	Capacity (Kgs)	Order Ref
400	200	310164100
500	160	310164208
600	130	310164305
800	100	310164607

Accessories

Description	Order Ref
Intermediate Dividers	310164801
Removable End Stops	310164704



Bartrak - Adjustable Pallet Racking

Bartrak is a strong and thoroughly proven pallet racking system. Frames are of bolted construction to allow easy component replacement, if damaged.

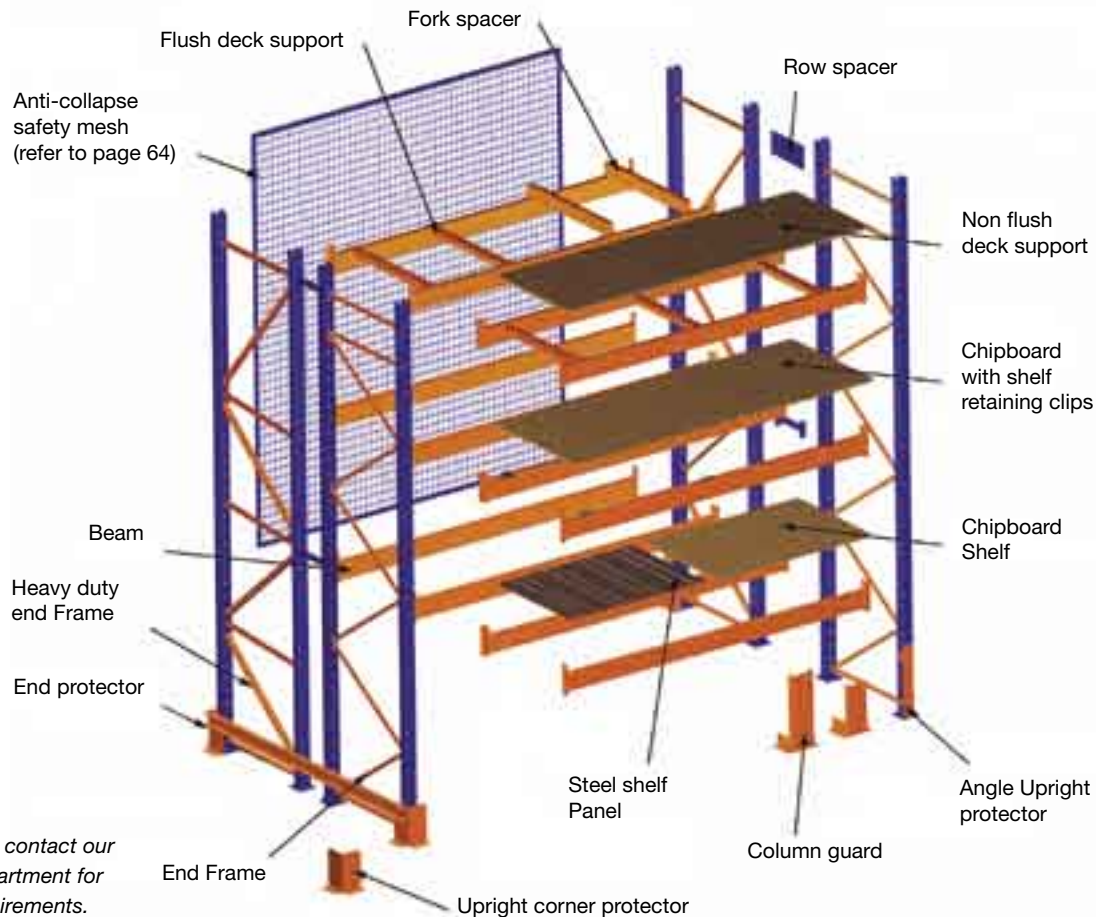
The pallet racking is simple to adjust or extend and suitable for all types of pallet loads. A wide range of frames and beams are available as standard, with frames finished epoxy powder coated blue, and beams in high visibility orange.

The uprights are adjustable at 75mm centres to allow greater flexibility when positioning beams.

The beams are available in rationalised series of lengths from 1800 to 3900mm. Beams are cold formed from two 'C' sections nested together and welded to upright connectors.



System Components



Note: Please contact our projects department for specific requirements.

Topmesh - Anti Collapse

Anti Collapse is a safety mesh system that provides a tough, durable and secure mesh screen on the rear of adjustable pallet racking installations.

Its versatility enables it to be fitted to practically any make of pallet racking.

The system prevents loosely stacked palletised goods from falling, and in doing so protects both personnel from injury and damage to valuable stock.

The product provides a strong, secure system when the panels are fixed in their standard "brickwork" formation.

A range of panel sizes are available to accommodate a variety of racking heights. This allows any installation to be easily extended or repositioned at a later date. The panels can be cut on site, to fit around obstacles and/or projections, with replacement framework available to refurbish cut panel edges.

Features:

- An easy to install safety system.
- Prevent loosely stacked palletised goods from falling.
- Protect personnel from injury and valuable stock from damage.
- Provide a strong security system when panels are fixed in 'brickwork' formation.
- Systems can be extended or repositioned.
- 20 panel sizes to accommodate a variety of racking heights.
- Panels can be cut, on site, to fit around obstacles and projections. Replacement framework available to refurbish cut edges.



Mesh Panel Specification

Mesh Spacing :	18 x 97mm
Uprights :	30 x 25mm
Horizontals :	Ø19mm
Wires :	Ø2.5mm and Ø3.0mm
Finish :	Galvanised



Note: Please contact our projects department for specific requirements.

LOCKERS / CLOAKROOM EQUIPMENT / CABINETS

Lockers and cloakroom equipment to suit all requirements. Plus a range of safety, hazardous and fire resistant cabinets

Product	Lead Time (Working Days)	Page
Standard Lockers	(10-20)	66
Retail High Density Lockers	(10-20)	68
Clean Environment & Space Saving Lockers.	(10-20)	69
Cube & Quarto Lockers	(10-20)	70
Cloakroom Equipment.	(10-20)	70
Wire Mesh Lockers	(10-15)	72
Securistore - High Security Cabinets.	(7-10)	73
Safestore - Hazardous Substance Cabinets	(7-10)	74
Safestore - Acid Substance Cabinets	(7-10)	75
Safestore - COSHH Substance Cabinets	(7-10)	75
Safestore - Pesticide Substance Cabinets	(7-10)	76
Safestore - Flame-Safe Storage Bin	(7-10)	76
Safestore - General Cabinet	(7-10)	76



Standard Lockers

The choice is yours, from 1 to 8 doors.

Quality engineered to provide a sturdy and robust unit that will give the user many years of uninterrupted services.


Built-in security features generate confidence that belongings will be kept safe. Attention to detail guarantees ease of use and provides for the rapid replacement of locks and keys.

Durable powder coated finish with colour options for every environment.

Carcass Colour Options



Door Colour Options



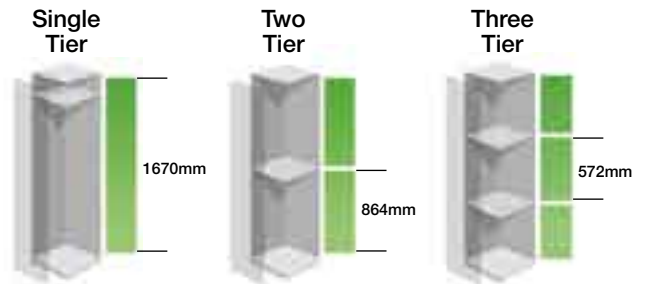
Single Tier Lockers includes a topshelf and double coat hook.

Two Tier Lockers includes a double coat hook in each compartment.

Note:

When ordering please specify full requirements to include;

1. Order Ref.
2. Single or Nested Unit.
3. Carcass colour option.
4. Door colour option.



Description	H x W x D (mm)	Order Ref			
Single Tier Locker	1780 x 305 x 305	701212			
Single Tier Locker	1780 x 305 x 380	701215			
Single Tier Locker	1780 x 305 x 460	701218			
Single Tier Locker	1780 x 380 x 380	701515			
Single Tier Locker	1780 x 460 x 460	701818			
Two Tier Lockers	1780 x 305 x 305	701212/2			
Two Tier Lockers	1780 x 305 x 380	701215/2			
Two Tier Lockers	1780 x 305 x 460	701218/2			
Two Tier Lockers	1780 x 380 x 380	701515/2			
Two Tier Lockers	1780 x 460 x 460	701818/2			
Three Tier Lockers	1780 x 305 x 305	701212/3			
Three Tier Lockers	1780 x 305 x 380	701215/3			
Three Tier Lockers	1780 x 305 x 460	701218/3			
Three Tier Lockers	1780 x 460 x 460	701818/3			

Lock and Door Options

All lockers are supplied as standard with Cam Locks. Other locking options are available. (Please contact our Sales Department).

All lockers are supplied as standard with Standard Fit Doors. Other door options are available. (Please contact our Sales Department).

Lock Options



Standard Cam Lock
Micro sprung 10 disc lock with 3000 serial combination.



Hasp and Staple
Design allows easy use of padlock fitting. Shank diameter minimum 7mm, maximum 8mm. Padlock is not supplied.





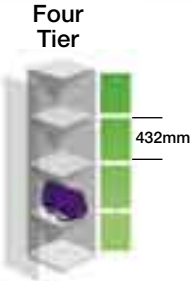
Coin/Token Return/Retain
Available with a number of coin denominations or token styles, for either return or retain.



Radial Pin Tumbler Lock
Gives a greater level of security where special applications demand.



Three Point Lever Bolt Locking
Provides extra security for 1/2 door options by securing 3 door edges to locker frame. May be used with Standard Cam, Hasp and Staple or Radial Pin locks



Door Options



Standard Fit Door
Incorporates either 1 or 2 unique oval vents. (2 vents on 1/2/3 doors, others have 1 vent.)



Perforated Door
Incorporates either Allows ventilation and limited visibility.



Clear Polycarbonate Door
Provides full visual access within locker compartments. (Available only for single to six tier lockers).

Description	H x W x D (mm)	Order Ref		
Four Tier Lockers	1780 x 305 x 305	701212/4		
Four Tier Lockers	1780 x 305 x 380	701215/4		
Four Tier Lockers	1780 x 305 x 460	701218/4		
Four Tier Lockers	1780 x 380 x 380	701515/4		
Four Tier Lockers	1780 x 460 x 460	701818/4		
Five Tier Lockers	1780 x 305 x 305	701212/5		
Five Tier Lockers	1780 x 305 x 380	701215/5		
Five Tier Lockers	1780 x 305 x 460	701218/5		
Six Tier Lockers	1780 x 305 x 305	701212/6		
Six Tier Lockers	1780 x 305 x 380	701215/6		
Six Tier Lockers	1780 x 305 x 460	701218/6		
Six Tier Lockers	1780 x 380 x 380	701515/6		
Eight Tier Lockers	1780 x 305 x 460	701218/8		

Retail High Density Lockers

General Specification

All components are manufactured from 0.7mm mild steel with the exception of the doors and frame which are 0.9mm.

Door colours available are Red, Cream, Blue, Yellow, Green and White. Carcass colour options are Silver Grey, White and Coffee (we reserve the right to alter specifications).

Garment Collector

This “post box” style locker is for the collective storage of soiled garments. An inner anti-theft plate prevents items being removed once they have been “posted”.

Garment Dispenser

A single service door provides access to all the inner compartments of these Garment Dispensers enabling the distribution of clean garments, towels etc. Individual compartments remain secure and require keyed access.

Post Box Lockers

These lockers are ideal for the post box system, offering security and ease of access for the recipient.

16 Door High Density

Ideally suited for secure storage of small items.



Garment Collector

10 Door Garment Dispenser

15 Door Garment Dispenser

Post Box Lockers

Eight Tier Lockers

16 Door High Density

Description	H x W x D (mm)	Order Ref			
Garment Collector	1780 x 380 x 460	BULK			
5 Door Garment Dispenser	1780 x 380 x 460	GD5			
10 Door Garment Dispenser	1780 x 380 x 460	GD10			
15 Door Garment Dispenser	1780 x 380 x 460	GD15			
Post Lockers Six Tier	1780 x 305 x 405	701212/PL6			
Post Lockers Six Tier	1780 x 305 x 460	701218/PL6			
Eight Tier Lockers	1780 x 305 x 460	701218/8			
16 Door High Density	1780 x 305 x 460	701218/16			

Note: These lockers are not available with coin retain, coin return or combination locks.

Clean Environment & Space Saving Lockers

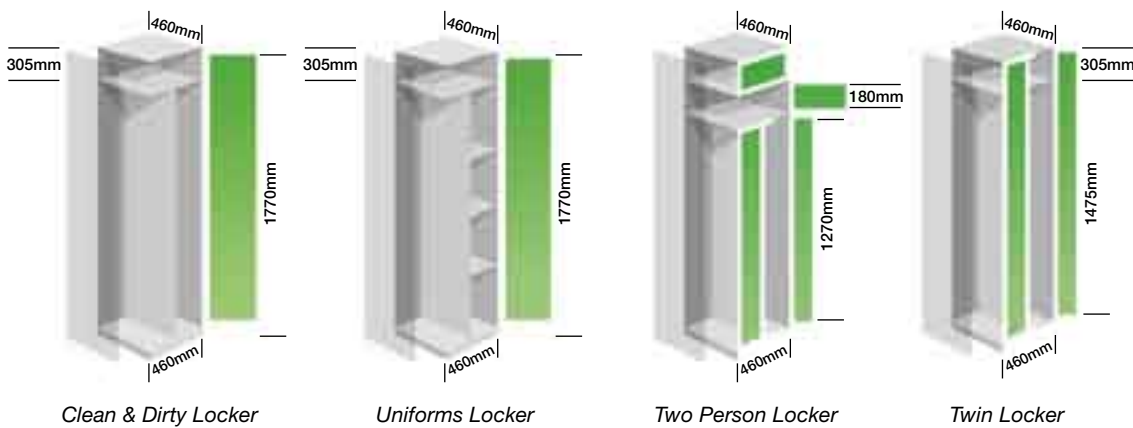
Keeping clean garments and soiled work overalls separate can often be a problem. The Clean and Dirty Locker solves this problem by providing a centre partition with a double coat hook to either side.

Identical in overall size the Uniforms Locker has three handy shelves to one side of the partition and includes a double coat hooked on the other side.

The Two Person and Twin Lockers include two double coat hooks.

Where space really is at a premium then these versatile locker units must be the answer. Each offers two users full depth for garments on hooks while keeping the unit overall width to a minimum.

Door colours available are Red, Cream, Blue, Yellow, Green and White. Carcass colour options are Silver Grey, White and Coffee.



Clean & Dirty Locker

Uniforms Locker

Two Person Locker

Twin Locker



Clean & Dirty Locker



Uniforms Locker



Two Person Locker



Twin Locker

Description	H x W x D (mm)	Order Ref		
Clean & Dirty Locker	1780 x 460 x 460	701818 C/D		
Uniforms Locker	1780 x 460 x 460	701818 UN		
Two Person Locker	1780 x 460 x 460	2P701818		
Twin Locker	1780 x 460 x 460	TW701818		

Note: The Two Person Locker is not available with coin retain, coin return or combination locks. All other lockers are available with the lock options as shown on page 69.

Cube & Quarto Lockers

The handy Cube lockers can be used as multi-purpose storage units. Offered in three standard sizes, they are supplied pre-drilled for bolting together in blocks as needed.

Quartos have been designed for use individually, bolted together in blocks, or to complement other locker combinations by acting as linking bridges or additional top lockers.



CUBE LOCKERS		
H x W x D (mm)	Order Ref	
305 x 305 x 305	121212	
380 x 380 x 380	151515	
460 x 460 x 460	181818	

QUARTO LOCKERS		
H x W x D (mm)	Order Ref	
480 x 305 x 305	191212	
480 x 305 x 460	191218	

Cloakroom Equipment

Shoe Baskets

- Strong wire mesh baskets black plastic coated
- To suit cloakroom units & benches 1525mm long
- L x H x D: 1200 x 320 x 270mm (SB1 & SB10)
- L x H x D: 1200 x 170 x 270mm (SB5)



Fixings are not included.

SHOE BASKETS		
No. of Sections	Order Ref	
1	SB1	
5	SB5	
10	SB10	

Sapele Coat Rails

- Supplied with aluminium coat hooks



Wall fixings are not included.

COAT RAILS (70 x 20mm Sapele)			
No. of Hooks	Length	Order Ref	
6	915mm	CR6	
9	1220mm	CR9	
12	1525mm	CR12	

Cloakroom Equipment

Cloakroom Units

- Strong and Sturdy - Manufactured from Epoxy powder coated 38 x 38mm RHS steel frame
- Seat slats are supplied flat packed for easy assembly
- Top & seat slats are 70 x 32mm sapele timber, with 4 radiused corners and have been sanded, sealed and polished with a tough water based lacquer.



DS24

Complete with Hooks (1730mm high)



DS20H

Complete with Hangers (1800mm high)

Floor fixings are not included.

Complete with Aluminium Hooks (1730mm high)

Length (mm)	Single Sided		Double Sided	
	No. of Hooks	Order Ref	No. of Hooks	Order Ref
915	6	SS6	12	DS12
1220	9	SS9	18	DS18
1525	12	SS12	24	DS24

Complete with Yellow Plastic Hangers (1800mm high)

Length (mm)	Single Sided		Double Sided	
	No. of Hangers	Order Ref	No. of Hangers	Order Ref
915	6	SS6H	12	DS12H
1220	8	SS8H	16	DS16H
1525	10	SS10H	20	DS20H

Bench Seats

- Strong and Sturdy
- Frame & Seat slats as Cloakroom Units above

Floor fixings are not included.

BENCH SEATS (H 400 x D 300mm)		
Length	Order Ref	
915mm	B36	
1220mm	B48	
1525mm	B60	



Wire Mesh Lockers

Wire mesh lockers are becoming very popular within the storage industry. Manufactured from wire mesh they allow maximum visibility and ventilation whilst maintaining security.

All lockers are manufactured from 8mm and 6mm round bar. Mesh is 25 x 25 x 2.5mm. All lockers are fitted with hasp and staple for locking doors using a padlock (not supplied). Lockers can be manufactured to any size or dimension, they will bolt to the floor, side by side, back to back or to a wall. All lockers are finished in bright zinc.



Note: Padlocks are not supplied



Description	H x W x D (mm)	Single Compartment c/w Doors		2 Compartments c/w Doors		3 Compartments c/w Doors	
		Order Ref		Order Ref		Order Ref	
Single	1980 x 305 x 305	ML305/1/1		ML305/2/1		ML305/3/1	
Nest of 2	1980 x 610 x 305	ML305/1/2		ML305/2/2		ML305/3/2	
Nest of 3	1980 x 915 x 305	ML305/1/3		ML305/2/3		ML305/3/3	
Single	1980 x 305 x 381	ML381/1/1		ML381/2/1		ML381/3/1	
Nest of 2	1980 x 610 x 381	ML381/1/2		ML381/2/2		ML381/3/2	
Nest of 3	1980 x 915 x 381	ML381/1/3		ML381/2/3		ML381/3/3	
Single	1980 x 305 x 457	ML450/1/1		ML450/2/1		ML450/3/1	
Nest of 2	1980 x 610 x 457	ML450/1/2		ML450/2/2		ML450/3/2	
Nest of 3	1980 x 915 x 457	ML450/1/3		ML450/2/3		ML450/3/3	

Description	H x W x D (mm)	4 Compartments c/w Doors		5 Compartments c/w Doors		6 Compartments c/w Doors	
		Order Ref		Order Ref		Order Ref	
Single	1980 x 305 x 305	ML305/4/1		ML305/5/1		ML305/6/1	
Nest of 2	1980 x 610 x 305	ML305/4/2		ML305/5/2		ML305/6/2	
Nest of 3	1980 x 915 x 305	ML305/4/3		ML305/5/3		ML305/6/3	
Single	1980 x 305 x 381	ML381/4/1		ML381/5/1		ML381/6/1	
Nest of 2	1980 x 610 x 381	ML381/4/2		ML381/5/2		ML381/6/2	
Nest of 3	1980 x 915 x 381	ML381/4/3		ML381/5/3		ML381/6/3	
Single	1980 x 305 x 457	ML450/4/1		ML450/5/1		ML450/6/1	
Nest of 2	1980 x 610 x 457	ML450/4/2		ML450/5/2		ML450/6/2	
Nest of 3	1980 x 915 x 457	ML450/4/3		ML450/5/3		ML450/6/3	

Securistore - High Security Cabinets

These high security cabinets provide a convenient storage solution for a wide variety of valuable items either in the office or at home.

- Manufactured from 1.5mm thick folded steel sheet with a durable green epoxy-polyester coated finish and vents in the top and bottom of the sidewalls.
- Hardened, 7 lever, anti-pick locks are provided on single door cabinets. In addition, slam locks are fitted to double door cabinets.
- Wrap around welded construction severely restricts leverage with jemmys or screwdrivers.
- The cabinets can be secured to floors or walls through pre-drilled holes in back and bottom.



Ventilation top and bottom in side walls.



Description	H x W x D (mm)	Order Ref
Securistore Cabinet c/w 2 Key Locks & 1 Slam Lock - (Double)	2000 x 900 x 500	015500
Securistore Cabinet c/w 2 Key Locks - (Single)	2000 x 475 x 500	015501
Securistore Cabinet c/w 2 Key Locks & 1 Slam Lock - (Double)	1400 x 900 x 500	015502
Securistore Cabinet c/w 1 Key Lock - (Single)	1400 x 475 x 500	015503
Securistore Cabinet c/w 1 Key Lock - (Single)	652 x 475 x 500	015504

Accessories

Description	Order Ref
Securistore Shelf - (Single)	015505
Securistore Shelf - (Double)	015506

Safestore - Hazardous Substance Cabinets

The Hazardous Storage Cabinets are designed to provide safe storage of flammable liquids, chemicals, paints, pesticides and other hazardous substances. Comply with the Highly Flammable Liquids and Liquid Gases Regulations, Section 5 (1,D) and the guide to Regulation No. 5 (17) together with the Factory Inspectorates Certificate of Approval No. 1 parts 3 & 4.

- Constructed in 20 gauge mild steel, with welded seams
- Reinforced doors to prevent distortion and fitted with a two point lockable handle
- Adjustable shelves with 25mm pitches
- Built-in spillage sump, which is not removable
- Highly visible polyester powder coated in yellow with Highly Flammable warning labels
- Not fire or explosion proof but are designed to reduce risk to a minimum



Description	H x W x D (mm)	Order Ref	
Hazardous Substance Cabinet c/w 1 Shelf	457 x 457 x 305	016427	
Hazardous Substance Cabinet c/w 1 Shelf	609 x 457 x 457	016428	
Hazardous Substance Cabinet c/w 1 Shelf	915 x 457 x 457	016430	
Hazardous Substance Cabinet c/w 1 Shelf	900 x 600 x 500	016419	
Hazardous Substance Cabinet c/w 1 Shelf	711 x 915 x 457	016431	
Hazardous Substance Cabinet c/w 1 Shelf	915 x 915 x 457	016432	
Hazardous Substance Cabinet c/w 2 Shelves	1219 x 915 x 457	016438	
Hazardous Substance Cabinet c/w 2 Shelves	1524 x 915 x 457	016439	
Hazardous Substance Cabinet c/w 3 Shelves	1829 x 915 x 457	016433	
Hazardous Substance Cabinet Additional Shelf	457 x 457	016435	
Hazardous Substance Cabinet Additional Shelf	915 x 457	016436	
Hazardous Substance Cabinet Stand (suitable for 016431 & 016432 only)	460 x 915 x 457	016434	
Hazardous Substance Flat Top Storage Bin	508 x 609 x 330	FLFT 1	
Hazardous Substance Flat Top Storage Bin	609 x 1168 x 457	FLFT 2	
Hazardous Substance Sloping Top Storage Bin	660 x 609 x 330	FLST 1	
Hazardous Substance Sloping Top Storage Bin	760 x 1170 x 460	FLST 2	

Safestore - Acid Substance Cabinets

The Acid Substance Cabinets are designed to store acids safely, supplied with adjustable shelves and liquid tight sump tray

- Constructed in 20 gauge mild steel, with welded seams
- Reinforced doors to prevent distortion and fitted with a two point lockable handle
- Adjustable shelves with 25mm pitches
- Built-in spillage sump, which is not removable
- Highly visible polyester powder coated in white with appropriate warning labels

Note that these cabinets hold any acid based product. They are painted in one of the hardest paints available to provide a splash resistant finish.



Description	H x W x D (mm)	Order Ref	
Acid Substance Cabinet c/w 1 Shelf	457 x 457 x 305	016527	
Acid Substance Cabinet c/w 1 Shelf	609 x 457 x 457	016528	
Acid Substance Cabinet c/w 1 Shelf	915 x 457 x 457	016530	
Acid Substance Cabinet c/w 1 Shelf	711 x 915 x 457	016531	
Acid Substance Cabinet c/w 1 Shelf	915 x 915 x 457	016532	
Acid Substance Cabinet c/w 2 Shelves	1219 x 915 x 457	016538	
Acid Substance Cabinet c/w 2 Shelves	1524 x 915 x 457	016539	
Acid Substance Cabinet c/w 3 Shelves	1829 x 915 x 457	016533	
Acid Substance Cabinet Additional Shelf	457 x 457	016535	
Acid Substance Cabinet Additional Shelf	915 x 457	016536	
Acid Substance Cabinet Stand	460 x 915 x 457	016534	

Suitable for Models: 016531 and 016532 only

Safestore - COSHH Substance Cabinets

The Cabinets are designed to satisfy the terms of the COSHH regulations by providing safe storage and isolation of hazardous substances.

- Constructed in 20 gauge mild steel, with lockable doors and built in spillage sump
- Adjustable shelves with 25mm pitches
- Reinforce doors to prevent distortion and fitted with a two point lockable handle
- Highly visible polyester powder coated in grey with a pack of 4 COSHH labels to be labelled as required
- Holds items such as cleaning fluids or products that carry the orange warning label




Description	H x W x D (mm)	Order Ref	
COSHH Substance Cabinet c/w 1 Shelf	457 x 457 x 305	016627	
COSHH Substance Cabinet c/w 1 Shelf	609 x 457 x 457	016628	
COSHH Substance Cabinet c/w 1 Shelf	915 x 457 x 457	016630	
COSHH Substance Cabinet c/w 1 Shelf	711 x 915 x 457	016631	
COSHH Substance Cabinet c/w 1 Shelf	915 x 915 x 457	016632	
COSHH Substance Cabinet c/w 2 Shelves	1219 x 915 x 457	016638	
COSHH Substance Cabinet c/w 2 Shelves	1524 x 915 x 457	016639	
COSHH Substance Cabinet c/w 3 Shelves	1829 x 915 x 457	016633	
COSHH Substance Cabinet Additional Shelf	457 x 457	016635	
COSHH Substance Cabinet Additional Shelf	915 x 457	016636	
COSHH Substance Cabinet Stand	460 x 915 x 457	016634	

Suitable for Models: 016631, 016632 only

Safestore - Pesticide Substance Cabinets

Pesticides present a substantial danger to people and the environment when improperly stored. The Pesticide cabinets provide safe, secure storage of pesticides herbicides, fertilizers and other turf chemicals.

- Constructed in 20 gauge mild steel, with welded seams
- Reinforce doors to prevent distortion and fitted with a two point lockable handle
- Adjustable shelves with 25mm pitches
- Built-in spillage sump, which is not removable
- Highly visible polyester powder coated in red with appropriate warning label.



Description	H x W x D (mm)	Order Ref	
Pesticide Substance Cabinet c/w 1 Shelf	457 x 457 x 305	016727	
Pesticide Substance Cabinet c/w 1 Shelf	609 x 457 x 457	016728	
Pesticide Substance Cabinet c/w 1 Shelf	915 x 457 x 457	016730	
Pesticide Substance Cabinet c/w 1 Shelf	711 x 915 x 457	016731	
Pesticide Substance Cabinet c/w 1 Shelf	915 x 915 x 457	016732	
Pesticide Substance Cabinet c/w 2 Shelves	1219 x 915 x 457	016738	
Pesticide Substance Cabinet c/w 2 Shelves	1524 x 915 x 457	016739	
Pesticide Substance Cabinet c/w 3 Shelves	1829 x 915 x 457	016733	
Pesticide Substance Cabinet Additional Shelf	457 x 457	016735	
Pesticide Substance Cabinet Additional Shelf	915 x 457	016736	
Pesticide Substance Cabinet Stand	460 x 915 x 457	016734	
<i>Suitable for Models: 016731, 016732 only</i>			

Safestore - Flame-Safe Storage Bin

- Can safely store up to 150 litres of flammable liquids.
- Lid features a 50mm lip fitted with a strap that swells to seal the opening when heated.
- Manufactured from 16 gauge polyester coated steel.
- Conditions of licence for petroleum use are printed on the lid.
- Fitted with a hasp and staple closure and two carry handles.
- Suitable for both indoor and outdoor use.



Description	H x W x D (mm)	Order Ref	
Flame-Safe Storage Bin	685 x 915 x 635	017429FS	

Safestore - General Cabinet

Designed for the workshop, factory, automotive and many other applications. Supplied with one adjustable shelf and fitted with a tray to the top of the cabinet for retaining tools and components.

Fully welded construction with reinforced doors with 2 keys.



Description	H x W x D (mm)	Order Ref	
Tool Cabinet	930 x 600 x 500	016409	
Additional Cabinet Shelf		016425	

MATERIALS HANDLING EQUIPMENT

A comprehensive range of sack trucks, trolleys, cylinder/drum handling products and storage racks.

Product	Lead Time (Working Days)	Page
Toptruck - Sack Trucks, Platform Trucks and Trolleys		
Trolleys and Sack Trucks	(5-7)	78
Chair Truck	(5-7)	79
Mesh Platform Trucks	(5-7)	85
Utility Platform Trucks	(5-7)	86
Bar/Premium Trucks	(7-10)	89
Utility Tray Trolleys	(5-7)	90
Cylinder Handling		
Cylinder Trolleys	(5-7)	92
Wall Bracket & Stand	(5-7)	93
Drum Handling		
Stands	(5-7)	94
Transporters	(5-7)	94
Wheeled Dollies	(5-7)	95
Trucks	(5-7)	95
Racking		
Sheet Racks	(7-10)	96
Bar Racks	(7-10)	96
Cable Dispensing		
Toprax - Adjustable Cable Rack	(7-10)	97
Bench Top Cable Dispensers	(5-7)	97
Cable Reel Stand	(5-7)	97
Machinery Moving Equipment		
Heavy Duty Skate Kit	(5-7)	98
Roller Skate Kit	(5-7)	98
Roller Crowbars	(5-7)	98

Toptruck - Sack Trucks, Platform Trucks and Trolleys

Toptruck - Folding Box Trolley

A practical trolley perfect for manoeuvring small parts whilst goods are kept partially secure and side enclosed.

- Extra lightweight
- Folds flat and fully extends in seconds
- Fitted with a telescopic aluminium handle
- Smooth plastic wheels fitted for easy transportation



FBT

Product Description	Folded H x W x D (mm)	Open H x W x D (mm)	Order Ref	Capacity (Kgs)
Folding Box Trolley- Red/Black	420 x 405 x 80	981 x 405 x 380	FBT	35

Toptruck - Light Duty Folding Sack Truck

A useful sack truck designed for lighter loads suitable for compact storage when not in use.

- Lightweight aluminium/steel sack truck
- Ideal for storing in the car
- Collapses and extends in just a few actions
- Fitted with extra luggage holding straps



AFST

Product Description	Open H x W x D (mm)	Folded H x W x D (mm)	Toe Plate W x D (mm)	Order Ref	Capacity (kgs)
Light Duty Folding Sack Truck	1100 x 500 x 480	800 x 500 x 70	490 x 295	AFST	90

Toptruck - Telescopic Lightweight Hand Truck

A truck designed to transport small goods/parcels in almost any environment.

- Lightweight aluminium
- Collapses in overall size for compact storage
- Telescopic handle
- Folding footplate
- Fitted with rubber cushion wheels



TAST Fully Extended

TAST Collapsed

Product Description	H x W x D (mm)	Wheels (Ømm)	Toeplate W x D (mm)	Order Ref	Capacity (kgs)
Fully Extended	1105 x 400 x 410	150	355 x 240	TAST	90
Collapsed	740 x 400 x 180				

Toptruck - Standard/Heavy Duty Sack Trucks

These trucks are manufactured for frequent use.

The heavy duty truck version has a larger frame and wheels are positioned inside the truck frame to reduce the overall width allowing greater mobility.

- Heavy duty and standard duty options available
- A chair truck option is also available for moving multiple stacked chairs
- Either solid or open footplate versions are available
- Centre straps to provide stability on both models
- Rubber cushion wheels
- Blue powder coated frames



Product Description	H x W x D (mm)	Wheels (Ømm)	Toeplate W x D (mm)	Order Ref	Capacity (kgs)
Standard Duty Sack Truck	1000 x 425 x 420	200	305 x 240	SDST	150
Heavy Duty Sack Truck	1210 x 580 x 600	200	400 x 300	HDST	250
Chair Truck	1115 x 730 x 330	200	H150 x W610 x D155	CBLT	75

Toptruck - Pneumatic Tyre Sack Truck

A sack truck fitted with pneumatic wheels designed to carry items over uneven surfaces.

- Concave framed
- Solid toeplate
- Wheel guards
- Powder coated in red



Product Description	H x W x D (mm)	Wheels (Ømm)	Toeplate W x D (mm)	Order Ref	Capacity (kgs)
Pneumatic Tyre Sack Truck	1155 x 550 x 450	260	350 x 200	PTST	150

Toptruck - Standard Heavy Duty Sack Barrow

A robust fully welded steel sack truck fitted with pneumatic tyres ideal for transporting heavier loads over rough terrain.

- 260mm diameter pneumatic tyres
- Rubber handles are with incorporated knuckle protectors
- Powder coated in blue



Product Description	H x W x D (mm)	Toe Plate W x D (mm)	Order Ref	Capacity (Kgs)
Standard Heavy Duty Sack Barrow	1180 x 590 x 555	380 x 305	SHDSB	300

Toptruck - Folding Foot Sack Truck _____

This truck offers an open tubular frame with a folding footplate for easy storage when not in use.

- Fitted with rubber cushion wheels
- Powder coated in red



HDFST

HDFST Folded

Product Description	H x W x D (mm)	Wheels (Ømm)	Toeplate W x D (mm)	Order Ref	Capacity (kgs)
Folding Foot Sack Truck	1155 x 565 x 640	200	370 x 395	HDFST	90

Toptruck - 'P' Handle Sack Truck _____

A 'P' handled truck designed for one handed operation, when moving lighter/taller loads.

- Steel concave frame
- Pneumatic wheels
- Powder coated in red



Product Description	H x W x D (mm)	Wheels (Ømm)	Toeplate W x D (mm)	Order Ref	Capacity (kgs)
'P' Handle Sack Truck	1310 x 540 x 475	260	350 x 220	PHPTST	200

Toptruck - Aluminium Sack Truck _____

A robust yet lightweight aluminium straight framed sack truck ideal for smaller goods/parcels.

- Fitted with knuckle protection hand grips
- Large pneumatic wheels
- Wheel guards
- Solid aluminium toeplate



Product Description	H x W x D (mm)	Wheels (Ømm)	Toeplate W x D (mm)	Order Ref	Capacity (kgs)
Aluminium Sack Truck	1120 x 500 x 475	260	300 x 200	AST	80

Toptruck - Two Position Cargo Truck

This truck can transform easily from a conventional sack truck into a four wheeled platform trolley and designed to cope with transporting items over uneven surfaces.

- 250mm diameter pneumatic wheels
- Tubular steel construction
- Powder coated in red



TPCT

Product Description	Sack Truck H x W x D (mm)	Platform Trolley H x W x D (mm)	Toe Plate W x D (mm)	Order Ref	Capacity (Kgs)
Two Position Cargo Truck	1200 x 620 x 550	930 x 1200 x 550	335 x 330	TPCT	250

Toptruck - 3 Position Truck

A truck designed to convert from a basic sack truck into either a four wheeled angled sack truck or platform truck.

- Fitted with 100mm diameter double rear castors that provide extra stability
- Construction on frame is a steel square tube
- Powder coated in red



3PT

Product Description	Overall size H x W x D (mm)	Toe Plate W x D (mm)	Order Ref	Capacity (kgs)
3 Position Truck	1290 x 470 x 450	470 x 190	3PT	300

Toptruck - Two Position Sack Truck

These trucks can easily re-form from a sack truck to a four wheeled flatbed trolley without the use of any tools.

- Frame constructed from aluminium
- Fitted with black powder coated steel toeplate
- Fitted with large pneumatic wheels and non-marking rear castors



Product Description	H x W x D (mm)	Wheels (Ømm)	Toeplate W x D (mm)	Order Ref	Capacity (kgs)
Sack Truck	1365 x 505 x 510	260 Pneumatic	460 x 230	2PT	120
Flatbed	1070 X 505 X 1190	260 Pneumatic & 130 Rubber Cushion			

Toptruck - Folding Foot Stairclimber _____

A sack truck designed to climb stairs and pavements because of the innovative tri-star wheels.

- Supplied with rubber cushioned wheels
- Tubular steel frame construction
- Folding foot toeplate
- Wheels fitted with steel hubs
- Powder coated in blue



Product Description	H x W x D (mm)	Wheels (Ømm)	Toeplate W x D (mm)	Order Ref	Capacity (kgs)
Folding Foot Stairclimber	1150 x 605 x 765	6 x 160	365 x 365	FFS	120

Toptruck - Extendable Trolley _____

This smart trolley can adapt to various load sizes as the overall base length can easily be extended.

- Aluminium framed
- Collapses fully for compact storage
- Fitted with a telescopic handle
- Moulded plastic corner buffers for added protection



MPT100 Collapsed

MPT100 Fully Extended

Product Description	H x W x D (mm)	Wheels (Ømm)	Order Ref	Capacity (kgs)
Fully Extended	825 x 430 x 710	100	MPT100	100
Collapsed	235 x 430 x 510			

Toptruck - 1 Tier Platform Truck _____

This truck is ideal for use in shops, offices, schools and warehouses.

- The base is manufactured in wipe clean reinforced injection moulded plastic
- Epoxy powder coated steel foldable handle
- Fitted with non-marking wheels and castors



PPT200 Folded

PPT200

Product Description	H x W x D (mm)	Folded Height (mm)	Wheels (Ømm)	Order Ref	Capacity (kgs)
1 Tier Platform Truck	820 x 500 x 800	160	100	PPT200	200

Toptruck - Folding Flatbed Trolleys

A sturdy range of steel trolleys suitable to manoeuvre smaller goods ideal for indoor and outdoor use.

- Folds flat for compact storage
- Fitted with non-slip rubber platforms and scuff resistant corners
- Fitted with non-marking wheels and castors
- Powder coated steel handles



PFBT150

PFBT300

Product Description	H x W x D (mm)	Folded Height (mm)	Wheels (Ømm)	Order Ref	Capacity (kgs)	
Folding Flatbed	810 x 470 x 730	230	100	PFBT150	150	
Folding Flatbed	870 x 608 x 907	285	125	PFBT300	300	

Toptruck - Rough Terrain Platform Truck

Steel constructed truck useful to cart items over uneven terrain

- Fitted with pneumatic wheels
- Fitted with non-slip rubber platforms and scuff resistant corners
- Foldable for easy storage
- Powder coated steel handles



PRTT Folded

PRTT

Product Description	H x W x D (mm)	Folded Height (mm)	Wheels (Ømm)	Order Ref	Capacity (kgs)	
Rough Terrain Platform Truck	945 x 608 x 907	375	200	PRTT	300	

Toptruck - Shelf Trolleys

A lightweight range of trolleys suited to transport items in offices, schools, shops, workshops, warehouses and factories.

- Elegant chrome finish tubular steel frames
- Pressed steel shelves
- Angled handles fitted to aid manoeuvrability
- Shelves have non-slip rubber surfaces
- Scuff resistant corners
- Fitted with non-marking wheels



PST3

PST2

Product Description	H x W x D (mm)	Wheels (Ømm)	Shelf Height (mm)	Order Ref	Capacity (kgs)	
2 x Shelf Trolley	950 x 470 x 725	100	140/680	PST2	120	
3 x Shelf Trolley	950 x 470 x 725	100	140/410/680	PST3	120	

Toptruck - General Store Trolley

This trolley is designed to convert from a three sided truck to a two tier trolley perfect for transporting goods in warehouses, factories, workshops and stores.

- Manufactured from mild steel
- Flip/hinged top shelf
- Fitted with non-marking rubber castors
- Epoxy powder coated finish



Product Description	H x W x D (mm)	Wheels (Ømm)	Order Ref	Capacity (kgs)
General Store Trolley	1000 x 750 x 510	125	GST1	150

Toptruck - 1 Drawer Tool Trolley

A tool trolley fitted with a central drawer for use in garages, workshops and warehouses.

- Fitted with a handle for easier transportation purposes
- Lipped shelves prevent stored items from slipping off
- Two swivel and two fixed 125mm diameter solid wheels
- Powder coated in red



1DTT

Product Description	H x W x D (mm)	Order Ref	Capacity (Kgs)
1 Drawer Tool Trolley	820 x 840 x 410	1DTT	100

Toptruck - Heavy Duty Tray Trolleys

Robust trolleys that can be used in almost any environment.

- Fully welded steel construction
- Three fixed shelves
- 40mm lip designed on shelves to prevent goods from slipping off
- Two fixed and two swivel rubber cushion wheels
- Powder coated in blue



HDTT2

HDTT1

Product Description	H x W x D (mm)	Trays W x D (mm)	Wheels (Ømm)	Shelf Height (mm)	Order Ref	Capacity (kgs)
Small Heavy Duty Tray Trolley	860 x 500 x 1050	500 x 900	160	255/560/860	HDTT1	350
Large Heavy Duty Tray Trolley	1160 x 500 x 1050	500 x 900	160	255/705/1160	HDTT2	350

Toptruck - Mesh Flatbed Platform Truck

An ideal truck useful designed to move heavier items over even or uneven surfaces.

- Reinforced mesh steel platform/base
- Designed with a 40mm raised edge on the platform to prevent goods from sliding off
- Large pneumatic wheels with extra rubber tread
- Comfort handle for easy mobility
- Powder coated in green



TTFB
Empty



TTFB
Fully Loaded

Product Description	H x W x D (mm)	Wheels (Ømm)	Platform Height (mm)	Order Ref	Capacity (kgs)
Mesh Flatbed Platform Truck	990 x 608 x 1365	260	380	TTFB	350
Internal Flatbed Dimensions	W600 x D1207				

Toptruck - Mesh Sided Platform Truck

A four sided mesh platform truck that has the option to drop down the side panels for ease when loading goods onto platform. Suited to cope with carrying items over flat or rough terrain.

- Handle to aid manoeuvrability
- 150mm high sides
- Large pneumatic wheels with extra rubber tread
- Powder coated in green



TT4S
Empty



TT4S
Fully Loaded

Product Description	H x W x D (mm)	Wheels (Ømm)	Platform Height (mm)	Order Ref	Capacity (kgs)
Mesh Sided Platform Truck	(935 Handle/538 Mesh Cage) x 530 x 1160	260	320	TT4S	250
Internal Cage Dimensions	W 480 x D 930				

Utility Platform Trucks

A selection of single ended and base only trolleys suitable for heavy work loads in warehouses, workshops and factories.

- Plywood decks supplied on all the trolley versions
- Angled handles designed for manoeuvring trolley
- Steel tubular slot together and bolt system
- Braked and unbraked trolleys available
- Frame powder coated in blue
- 200mm Ø rubber wheels
- Capacity = 400kg (UDL)
- Platform height: 285mm

Product Description	H x W x D (mm)	Braked Trolleys		Unbraked Trolleys	
		Order Ref		Order Ref	
Single Ended with Open Handle (Small)	900 x 500 x 900	UPT101/BC		UPT101	
Single Ended with Open Handle (Large)	900 x 700 x 1100	UPT201/BC		UPT201	
Single Ended with Handle and Plywood (Small)	900 x 500 x 900	UPT103/BC		UPT103	
Single Ended with Handle and Plywood (Large)	900 x 700 x 1100	UPT203/BC		UPT203	
Single Ended with Handle and Mesh (Small)	900 x 500 x 900	UPT104/BC		UPT104	
Single Ended with Handle and Mesh (Large)	900 x 700 x 1100	UPT204/BC		UPT204	



UPT201

UPT101



UPT204



UPT103

Utility Platform Trucks

Double ended trolleys suitable for heavy work loads in warehouses, workshops and factories.

- Plywood decks supplied on all the trolley versions
- Angled handles designed for manoeuvring trolley
- Steel tubular slot together and bolt system
- Braked and unbraked trolleys available
- Frame powder coated in blue
- 200mm Ø rubber wheels
- Capacity = 400kg (UDL)
- Platform height: 285mm

Product Description	H x W x D (mm)	Braked Trolleys		Unbraked Trolleys	
		Order Ref		Order Ref	
Double Ended with Open Handle (Small)	900 x 500 x 900	UPT105/BC		UPT105	
Double Ended with Open Handle (Large)	900 x 700 x 1100	UPT205/BC		UPT205	
Double Ended with Handle and Plywood (Small)	900 x 500 x 900	UPT106/BC		UPT106	
Double Ended with Handle and Plywood (Large)	900 x 700 x 1100	UPT206/BC		UPT206	
Double Ended with Handle and Mesh (Small)	900 x 500 x 900	UPT107/BC		UPT107	
Double Ended with Handle and Mesh (Large)	900 x 700 x 1100	UPT207/BC		UPT207	



Utility Platform Trucks

Three and four sided trolleys suitable for heavy work loads in warehouses, workshops etc.

- Plywood decks supplied on all the trolley versions
- Angled handles designed for manoeuvring trolley
- Steel tubular slot together and bolt system
- Braked and unbraked trolleys available
- Frame powder coated in blue
- 200mm dia. rubber wheels
- Capacity = 400kg (UDL)
- Platform height: 285mm

Product Description	H x W x D (mm)	Braked Trolleys		Unbraked Trolleys	
		Order Ref		Order Ref	
Three Sided with Plywood (Small)	900 x 500 x 900	UPT108/BC		UPT108	
Three Sided with Plywood (Large)	900 x 700 x 1100	UPT208/BC		UPT208	
Three Sided with Mesh (Small)	900 x 500 x 900	UPT109/BC		UPT109	
Three Sided with Mesh (Large)	900 x 700 x 1100	UPT209/BC		UPT209	
Four Sided with Plywood (Small)	900 x 500 x 900	UPT110/BC		UPT110	
Four Sided with Plywood (Large)	900 x 700 x 1100	UPT210/BC		UPT210	
Four Sided with Mesh (Small)	900 x 500 x 900	UPT111/BC		UPT111	
Four Sided with Mesh (Large)	900 x 700 x 1100	UPT211/BC		UPT211	



Bar/Premium Trucks

Specially designed trucks available in a choice of various capacities to suit most environments.

- Both ranges manufactured from tough, 100% food grade medium density polypropylene.
- Smooth interiors for easy cleaning
- Fitted with nylon wheels/castors
- Available in blue only

Bar Trucks

- Available in the best selling 2 sizes without lids
- Stackable and nestable
- Specially produced for hotels, bars or work environments where space is at a premium
- Both models fitted with 4 swivel castors
- Designed for confined spaces and storage of empty bottles and general waste.
- Handles added



BT135B



BT150B

Product Description	Wheels (Ømm)	External H x W x D (mm)	Internal H x W x D (mm)	Order Ref	
135 Ltr Bar Truck	50	660 x 650 x 460	580 x 600 x 390	BT135B	
150 Ltr Bar Truck	50	750 x 615 x 455	685 x 555 x 400	BT150B	

Premium Trucks

- Available in the best selling 3 sizes with or without lids
- Fully nestable for making transportation easier and highly cost effective
- Ideal for storage and transportation in factories, retail outlets and catering
- (PT135B) fitted with 4 swivel castors and (PT300B/PT400B) are fitted with both 2 swivel castors / 2 fixed wheels
- The 2 larger sizes are fitted with recessed plastic bases for additional strength and support



PT135B + PTL135B



PT300B + PTL300B



PT400B + PTL400B

Product Description	Wheels (Ømm)	External H x W x D (mm)	Internal H x W x D (mm)	Order Ref	
135 Ltr Premium Truck	75	690 x 620 x 530	580 x 550 x 465	PT135B	
Lid to suit 135 Ltr Premium Truck		-	-	PTL135B	
300 Ltr Premium Truck	100	735 x 1010 x 685	595 x 905 x 585	PT300B	
Lid to suit 300 Ltr Premium Truck		-	-	PTL300B	
400 Litre Bar Truck	100	755 x 1345 x 730	620 x 1225 x 595	PT400B	
Lid to suit 400 Ltr Premium Truck		-	-	PTL400B	

Utility Tray Trolleys

A unique range of robust tray trolleys designed for most environments, including warehouses, garages, workshops, catering, serving and general everyday use. The specially formed aluminium uprights and ribbed plastic shelves provide strength, durability and stability. The trolleys are also fitted with hardwearing (100mm Dia.) thermoplastic swivel rubber castors (2 braked).

2 Shelf Trolleys



Product Description	H x W x D (mm)	Shelves L x W (mm)	Capacity (kg)	Order Ref
(Standard) 2 Shelves	940 x 460 x 750	630 x 424	100	WHTT2SS
(Large) 2 Shelves	970 x 513 x 990	866 x 500	120	WHTT2SL

3 Shelf Trolleys



Product Description	H x W x D (mm)	Shelves L x W (mm)	Capacity (kg)	Order Ref
(Standard) 3 Shelves	980 x 460 x 750	630 x 424	150	WHTT3SS
(Large) 3 Shelves	1010 x 513 x 990	866 x 500	200	WHTT3SL

3 Shelf Trolleys - Sides/Back Enclosed

- Supplied with additional side panels on 3 sides to form a secure enclosure



Product Description	H x W x D (mm)	Shelves L x W (mm)	Capacity (kg)	Order Ref
(Standard) 3 Shelves c/w Sides/Back Enclosed	980 x 460 x 750	630 x 424	150	WHTT3SS/SB
(Large) 3 Shelves c/w Sides/Back Enclosed	1010 x 513 x 990	866 x 500	200	WHTT3SL/SB

3 Shelf Trolleys with Accessories

- Supplied with 3 Plastic Bin Trays (W575 x D430 x H180mm)
- Supplied with 2 Plastic Side Bins (25 Ltr) (W385 x D265 x H480mm)



WHTT3SS/ACC

Product Description	H x W x D (mm)	Shelves L x W (mm)	Capacity (kg)	Order Ref
(Standard) 3 Shelves c/w Accessories	1010 x 460 x 1090	630 x 424	150	WHTT3SS/ACC

2 Shelf Trolleys with Drawer

WHTT2SS/D1

- Lockable drawer with 2 keys supplied
- Inner rubber mat supplied to fit in drawer



WHTT2SS/D1

WHTT2SS/D2

- Double drawer supplied with inner rubber mats



WHTT2SS/D2

Product Description	H x W x D (mm)	Shelves L x W (mm)	Capacity (kg)	Order Ref
(Standard) 2 Shelves c/w 1 Drawer - 2 keys	940 x 460 x 750	630 x 424	100	WHTT2SS/D1
(Standard) 2 Shelves c/w 2 Drawer - 2 keys	940 x 460 x 750	630 x 424	100	WHTT2SS/D2

3 Shelf Trolleys with Drawer and Cabinet

- Lockable cabinet and drawer, with 4 keys supplied
- Cabinet door has a unique opening system without a hinge



WHTT3SS/CAB

Product Description	H x W x D (mm)	Shelves L x W (mm)	Capacity (kg)	Order Ref
(Standard) 3 Shelves c/w 1 Drawer, 2 Keys and Cabinet, 2 keys	980 x 460 x 750	630 x 424	150	WHTT3SS/CAB

Cylinder Handling

A range of storage and handling solutions for the safekeeping and movement of gas cylinders around your premises. All trolleys are of tubular steel construction powder coated in blue with a pierced base plate to help disperse condensation. Trolleys and wall brackets are fitted with a galvanised chain to hold cylinders securely. All rear wheel models are fitted with 100mm diameter swivel blue vulcanised rubber castors, which offers low rolling resistance, meaning they are easy to manoeuvre, are non marking and are a soft yet highly durable compound.



SCT/280/RW

SCT/280

Single Cylinder Trolleys

Product Description	Wheels (Ømm)	Max Cylinder (Ømm)	H x W x D (mm)	Order Ref	Trolley Capacity (kgs)
Single Cylinder Trolley	200	280	1050 x 483 x 520	SCT/280	150
Single Cylinder Trolley c/w Rear Wheels	200 + 100	280	1050 x 483 x 900	SCT/280/RW	150
Single Cylinder Rear Wheel Attachment	100	-	-	RW/PT/47/SCT/280	-

47kg Propane Cylinder Trolleys



PT/47

PT/47/RW

Product Description	Wheels (Ømm)	Max Cylinder (Ømm)	H x W x D (mm)	Order Ref	Trolley Capacity (kgs)
Propane Cylinder Trolley	200	380	1050 x 583 x 520	PT/47	150
Propane Cylinder Trolley c/w Rear Wheels	200 + 100	380	1050 x 583 x 900	PT/47/RW	150
Propane Cylinder Rear Wheel Attachment	100	-	-	RW/PT/47/SCT/280	-

Oxygen Acetylene Cylinder Trolleys



OACT

OACT/RW

Product Description	Wheels (Ømm)	Max Cylinder (Ømm)	H x W x D (mm)	Order Ref	Trolley Capacity (kgs)
Oxygen Acetylene Cylinder Trolley	300	240 / 290	1050 x 760 x 520	OACT	200
Oxygen Acetylene Cylinder Trolley c/w Rear Wheel	300 + 100	240 / 290	1050 x 760 x 900	OACT/RW	200
Oxygen Acetylene Rear Wheel Attachment	100	-	-	RW/OACT/OPCT	-

Oxygen Propane Cylinder Trolleys



OPCT

OPCT/RW

Product Description	Wheels (Ømm)	Max Cylinder (Ømm)	H x W x D (mm)	Order Ref	Trolley Capacity (kgs)
Oxy Propane Cylinder Trolley	300	240/410	1050 x 880 x 520	OPCT	200
Oxy Propane Cylinder Trolley c/w Rear Wheels	300 + 100	240/410	1050 x 880 x 900	OPCT/RW	200
Oxy Propane Rear Wheel Attachment	100	-	-	RW/OACT/OPCT	-

Cylinder Wall Brackets

- For stability and safe storage of cylinders.
- Cylinders secured by galvanised chain.
- Epoxy powder coated in blue.
- Wall fixings not included.



CWB/2W

CWB/3W

Product Description	Max Cylinder (Ømm)	H x W x D (mm)	Order Ref
Cylinder Wall Bracket for Two Cylinders	280	40 x 650 x 155	CWB/2W
Cylinder Wall Bracket for Three Cylinders	280	40 x 965 x 155	CWB/3W

Cylinder Stand

- For stability and safe storage of gas cylinders.
- Cylinders secured by hinged bar and winged nuts.
- Epoxy powder coated in blue.
- Heavy duty base plate can be floor fixed (*fixings not supplied*).



Product Description	Max Cylinder (Ømm)	H x W x D (mm)	Order Ref
Cylinder Stand	280	600 x 340 x 310	CS/280

Drum Handling

A range of handling solutions for the safe movement of 210 litre steel drums around your premises. All equipment is powder coated in blue.

Drum Stands

- For use with 210 litre steel drums.
- Enables drums to be moved from a vertical to horizontal position for decanting or storage.
- Manufactured using four support straps for increased loading capacity.
- All wheels, castors and drum rollers are white nylon 80mm diameter (where included).



Product Description	H x W x D (mm)	Height to Underside of Drum when Loaded on to Stand	Order Ref	Capacity (kgs)
Drum Stand	400 x 430 x 780	300mm	DS1	250
Mobile Drum Stand with drum rollers	430 x 430 x 780	347mm	DS2	250
Mobile Drum Stand without drum rollers	430 x 430 x 780	320mm	DS3	250
Static Drum Stand with drum rollers	400 x 430 x 780	330mm	DS4	250

Universal Drum Transporter

This tough durable all welded steel construction drum transporter is designed to accept 210 litre steel drums. Drums can be transported in a horizontal position when the handle is engaged, and is fitted with drum rollers to allow rotation of the drum for decantation. A handle is supplied to enable quick loading/unloading of the drum. Each supplied with 200mmØ solid rubber and 80mmØ Nylon wheels/castors.



Product Description	H x W x D (mm)	Height to Underside of Drum when Loaded on to Stand	Order Ref	Capacity (kgs)
Universal Drum Transporter/ Stand with Handle	540 x 620 x 800	387mm	UDT	250

Drum Up and Down Enders

The DUE allows 210 litre steel drums to be moved from a horizontal to a vertical position.

The DUE/DE allow drums to be moved from a horizontal to a vertical position and vice versa.



Product Description	H x W (mm)	Order Ref	Capacity (kgs)
Drum Up Ender c/w Handles	1335 x 300	DUE	250
Drum Up Down Ender c/w Handles / Knob	1680 x 720	DUE/DE	250

Drum Dollys



3 Wheeled Drum Dolly

Ref: 3WDD

Size: 735mm x 125mm high overall

Castors: 75mmØ - White Nylon

Capacity: 250kg

(Design allows for loading by drum truck) - See below.



4 Wheeled Drum Dolly

Ref: 4WDD

Size: 742mm x 160mm high overall

Castors: 75mmØ - White Nylon

Capacity: 250kg

(Design allows for loading by an overhead lifting device)

Drum Trucks

Fitted with a drum-retaining hook suitable for handling tight head and open top 210 litre steel drums.

- Enables easy mobility of 210 litre steel drums
- Available with or without rear wheels. The rear wheel attachment considerably reduces operator effort
- Both drum trucks come with full operating instructions.
- All rear wheel models are fitted with 100mm diameter swivel blue vulcanised rubber castors and 250 Ø rubber wheels, which offers low rolling resistance, meaning they are easy to manoeuvre, are non marking and a soft yet highly durable compound.




Product Description	H x W x D (mm)	Order Ref	Capacity (kgs)
Drum Truck	1520 x 610 x 420	DT	280
Drum Truck c/w Rear Wheels	1520 x 610 x 420	DT/RW	280
Drum Truck Rear Wheel Attachment	-	RW/DT	

Racking

Sheet Rack

Sheet racks simplify the storage and access problems of all sheet material, panels and boards. Minimum base frame height makes loading very easy. It is recommended that the racks are secured to the floor (No fixings are included). Supplied in knocked down form. Racks are powder coated in blue and have 3 storage divisions spaced nominally at 155mm apart.



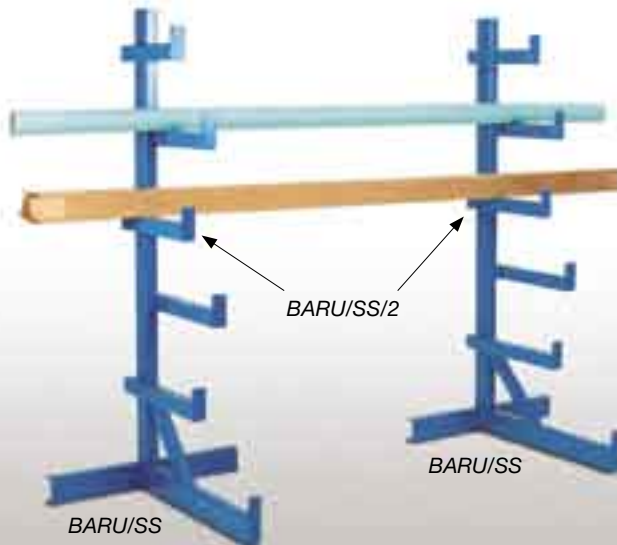
Product Description	H x W x D (mm)	Order Ref
Sheet Rack	900 x 600 x 600	SR/0.6

Bar Racks

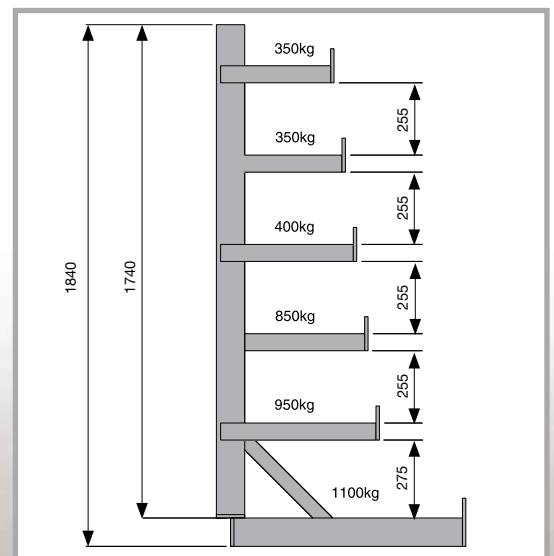
Heavy-duty horizontal bar racks are freestanding units for the storage of bars, pipes and tubes etc. End stops retain products in position. Pre-drilled for floor fixing (no fixings included). These units are powder coated in blue and require no bracing, therefore can be positioned as required.

Racks can be positioned back to back to provide double-sided units.

Maximum capacity per rack- 4000 kgs



Load Capacity Per Arm



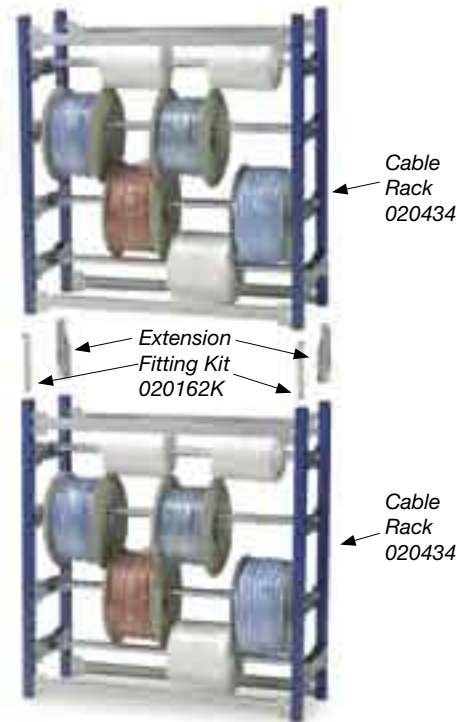
Product Description	H x W x D (mm)	Order Ref
Bar Rack Single Unit	1832 x 840 x 890	BARU/SS
Bar Rack Double Unit (as shown above)	2 x single unit, as above	BARU/SS/2

Cable Dispensing

Toprax - Adjustable Cable Rack

- Used for storing and dispensing reels of wire/cable.
- Supplied with 4 fully adjustable hanging rails (Ø 31.75 x L 818mm - actual hanging length).
- Powder coated finish in blue & silver/grey.
- A clip together system with no tools required.
- Extension fitting kits are available and must be used if creating a double height rack by stacking two racks (020434) together.


Description	H x W x D(mm)	Order Ref
Cable Rack	983 x 942 x 328	020434
Extension Fitting Kit	-	020162K



Bench Top Cable Dispensers

This handy cable dispenser provides a practical and economic way to store and dispense a wide range of wire/cables. Its compact size makes it ideal for bench top mounting and where space is at a premium, can be used with a capacity range up to 350mm diameter reels.

- Robust construction fully welded tubular steel frames, epoxy coated for greater durability.



800090 YELLOW

Max Reel (Ømm)	Min Reel Core (Ømm)	Max Storage Width (mm)	Order Ref
350	20	290	800088 YELLOW
350	20	590	800090 YELLOW

Floor Mounted Cable Reel Stand

A light weight yet robust unit, which can ease cable handling problems, frequently encountered during installation work.

Once the cable has been placed on the stand, it is free to rotate during unreeling, but it is retained in position to maintain stability.

The stand has two adjustable full width rollers to accommodate a range of cable reel/drum sizes. For larger heavier drums, two stands can be used, one under each drum flange.



Max Reel (Ømm)	Min Reel (Ømm)	Max Reel Width (mm)	Max Reel Weight (kg)	Order Ref
740	120	520	140	017435

Machinery Moving Equipment


Heavy Duty Skate Kit

This complete kit is designed to enable the safe and easy movement of bulky loads for up to 20 tons in any direction.

- Can be used as single or multiple units.
- Moving speed not to exceed 5m/min.
- Minimum turning circle is 3m.
- Supplied in a robust steel carry case.
- Roller dimensions: W 51 x 17mmØ.
- 94mm skate height with turntable attached.

Kit supplied complete with:

No.	Description	Qty
1	Roller Skates	4
2	Link Up Bars	2
3	Turntables	2
4	Stabilizers	2
5	Steering Handle	2
6	Handle for Steel Case	1
7	Steel Case	1



Product Description	L X W X H (mm)	Order Ref	Capacity (Tonnes)
Heavy Duty Machinery Skate Kit	1030 x 205 x 175	HDMSK	20

Roller Skate Kit

Roller skates are designed to move heavy equipment and machinery.

- Supplied in a set of 4.
- Movement enabled by the action of an endless hardened roller chain revolving around the centre member of the skate casting body.
- At any one time, a minimum of 5 rollers are touching the floor ensuring smooth travel over cracked concrete or uneven floors.



Product Description	L X W X H (mm)	Order Ref	Capacity (Tonnes)
Roller Skate Kit	206 x 100 x 77	RSK10	10

Roller Crowbar

This product provides leverage when lifting heavy items/ machinery/equipment and can be used with the HDMSK or RSK10.

- Roller dimensions: W 54 x 70mmØ.
- Single piece forged steel.
- Very safe to use in all industrial areas.
- Eliminates the need to use loose tubes or bars beneath equipment to be moved.



Product Description	L (mm)	Order Ref	Capacity (Tonnes)
Roller Crowbar	2000	RCK5	5

STEPS / ACCESS EQUIPMENT

A versatile range of mobile steps and access equipment

Product	Lead Time (Working Days)	Page
Topstep - Kick Steps		
Black, Red, Blue, Dark Grey, Light Grey, Green & Yellow.	(5)	100
Topstep - Mobile Safety Steps		
Step and Store	(5-7)	101
Steel Static Handy Steps	(5-7)	101
3 Tread Step Ladders.	(5-7)	101
Double Sided Loop Handle Step (2 Steps) . .	(5-7)	102
Tilt & Pull Steps (2, 3, & 4 Steps)	(5-7)	102
3 Tread Platform Steps	(5-7)	103
Mobile Steps	(7-10)	103
Heavy Duty Steps (4, 6 & 8 Steps)	(7-10)	104
(5 & 7 Steps)	(10-15)	104



Topstep - Kick Steps

Topstep - Kick Step is a premium GS approved quality mobile step finished in a choice of seven colours; Black, Red, Blue, Dark Grey, Light Grey, Green and Yellow.

Topstep provides easy step up access preventing excessive stretching.

The mobile step is supplied K/D where two sections permanently 'lock' together via a built-in bolt free mechanism.

- Topstep is the perfect accessory for any storeroom, office or workplace, where safe access is required for items stored at height.
- Mounted on retractable spring mounted castors Topstep can easily be moved into position without bending or lifting and when stepped on Topstep locks into position allowing safe access.
- Its sturdy steel construction with anti-slip rubber treads and base surround provide a solid platform from which to work.

Working load: 150 kgs
Overall Height: 400mm
Diameter (Top): 260mm
Diameter (Base): 430mm



T1BLK

T1RED

T1BLUE

T1D/GREY

T1L/GREY

T1GREEN

T1YELLOW

Description	RAL No.	Order Ref	
Steel Kick Step - Black	RAL9005	T1BLK	
Steel Kick Step - Red	RAL3000	T1RED	
Steel Kick Step - Blue	RAL5002	T1BLUE	
Steel Kick Step - Dark Grey	RAL7012	T1D/GREY	
Steel Kick Step - Light Grey	RAL7035	T1L/GREY	
Steel Kick Step - Green	RAL6024	T1GREEN	
Steel Kick Step - Yellow	RAL1023	T1YELLOW	

BULK (40 per pallet)	
Order Ref	
T1BLK/40	
T1RED/40	
T1BLUE/40	
T1D/GREY/40	
T1L/GREY/40	
T1GREEN/40	
T1YELLOW/40	

All pallet sizes:
 W x D x H (mm) 1200 x 1000 x 1900

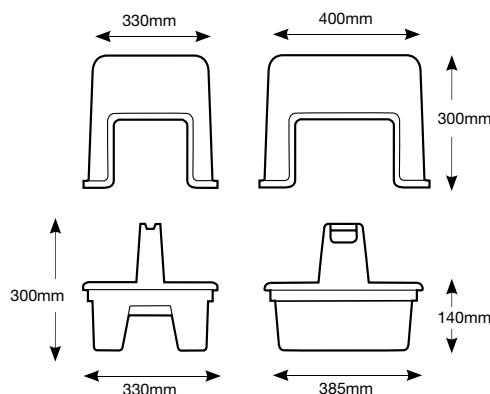
Topstep - Mobile Safety Steps

Step and Store

- Step, Store and Sit, 3 in 1 step storage unit.
- Tough polypropylene construction, finished in Black and Red.
- Anti slip pads for tiled flooring.
- Working load: 150 kg



008



Description	Pack Qty	Order Ref
Step and store unit	8	008/8

Topstep - Steel Static Handy Steps

- Fitted with anti-slip rubber treads for added safety
- Powder coated in white
- Welded steel construction
- Step Size : W 380 x D 260mm
- Space between Steps : 180mm
- Working load: 150kg



SSHS2

Description	H x W x D (mm)	Order Ref
Steel Static Handy Steps	380 x 440 x 655	SSHS2

Topstep - 3 Tread Step Ladders

- Foldable for easier storage
- Working load: 150kg
- Space between steps: 230mm
- Fitted with a rubber comfort handle
- Non slip tread
- Powder coated silver/grey



Product Description	Open size H x W x D (mm)	Folding size H x W x D (mm)	Tread W x D (mm)	Order Ref	Platform Height (mm)
3 Tread Step Ladders	1065 x 490 x 665	1220 x 140 x 490	380 x 260	SL/3	710

Topstep - Double Sided Loop Handle Step _____

Red powder coated double-sided step with loop handle and 2 x 40mm diameter nylon swivel castors.

When tilted, these steps can be pushed or pulled and the handle also enables the operator to carry the steps.

Safety grip treads are fitted as standard.



Product Description	H x W x D (mm)	Tread W x D (mm)	Order Ref	Platform Height (mm)
2 step Double Sided	1120 x 400 x 400	300 x 160	DSMSS2T	390

Topstep - Tilt and Pull Steps _____

Lightweight yet robust steel constructed semi-mobile steps are manufactured with two 75mm diameter rubber wheels to enable mobility when the steps are tilted.

Finished epoxy powder coated red, and, includes safety grip treads.

The 4 tread model is fitted with double handrails as standard.

Available in 2, 3, and 4 tread models.



SMSSTP2

SMSSTP4

SMSSTP3

Product Description	Weight (kg)	H x W x D (mm)	Tread W x D (mm)	Order Ref	Platform Height (mm)
2 Tread	10	1050 x 470 x 630	400 x 200	SMSSTP2	500
3 Tread	12	1300 x 470 x 680	400 x 200	SMSSTP3	750
4 Tread	16	1700 x 565 x 1005	400 x 200	SMSSTP4	1000

Topstep - 3 Tread Platform Steps

Fully mobile heavy duty 3 tread platform step with a double depth top tread for extra workspace when retrieving goods.

Epoxy powder coated in red and fitted with 4 x 75mm diameter rubber sprung swivel castors which lower to the ground under operator weight.

Double handrails are included for increased operator safety.

Safety grip treads give a durable anti-slip surface.



Product Description	Weight (kg)	H x W x D (mm)	Tread W x D (mm)	Order Ref	Platform Height (mm)	
3 Tread	32	1560 x 670 x 750	550 x 200	HDPSS3T	690	

Topstep - Mobile Steps

Mobile steps are mounted on retractable spring castors to enable the steps to be easily moved into position. When under the operator weight steps lower to grip the floor. Double handrails are included for increased operator safety.

All ribbed rubber mat treads (approx 3mm) are both glued and fastened to the steel tread to provide extra adhesion.



Description	H x W x D (mm)	Tread W x D (mm)	Order Ref	Platform H (mm)	Platform Tread W x D (mm)	
Mobile Steps - 2 Tread	1085 x 690 x 575	380 x 180	LWHCS/2	545	380 x 285	
Mobile Steps - 3 Tread	1420 x 820 x 550	380 x 180	LWHCS/3	770	380 x 285	
Mobile Steps - 4 Tread	1725 x 985 x 580	380 x 180	LWHCS/4	1030	380 x 285	

Topstep - Heavy Duty Steps

A range of red powder coated, fully welded, tubular framed mobile safety steps. Available in 5 heights and includes punched steel treads.

The steps have a wide base for increased stability and non-slip rubber feet are fitted to the front legs as standard.

The 4 and 5 tread models come complete with rear fixed rubber wheels and 75mm diameter rubber sprung swivel castors which lower to the ground under operators weight.

The 6 to 8 tread models include rear fixed rubber wheels and front swivel castors. These models are also fitted with a safety bar to prevent misuse of steps when mobile, and when released, this lowers the steps to the ground, thus enabling the operator to safely use the steps.

All models have a double handrail.

Other sizes and colours are available, please contact our sales department for more information.



Punched Steel Treads



4SHDMSPS



5SHDMSPS



8SHDMSPS

Description	Castors	Wheels	Weight (kg)	H x W x D (mm)	Tread W x D (mm)	Order Ref	Platform H (mm)	Platform Tread W x D (mm)
4 Tread	75mmØ	160mmØ	32	1950 x 700 x 1100	450 x 200	4SHDMSPS	1000	450 x 400
5 Tread	75mmØ	160mmØ	42	2150 x 700 x 1200	550 x 200	5SHDMSPS	1250	550 x 400
6 Tread	100mmØ	160mmØ	52	2380 x 700 x 1370	550 x 200	6SHDMSPS	1500	550 x 400
7 Tread	100mmØ	200mmØ	62	2610 x 700 x 1530	550 x 200	7SHDMSPS	1750	550 x 400
8 Tread	100mmØ	200mmØ	72	2840 x 700 x 1700	550 x 200	8SHDMSPS	2000	550 x 400

WORKBENCHES

Static, mobile and semi mobile workbenches, tool trolleys and assembly benches, fully welded construction supplied assembled ready to use.

Product	Lead Time (Working Days)	Page
Workbenches	(10-20)	106
Mobile Workbenches	(10-20)	107
Semi Mobile Workbenches	(10-20)	107
Workbench Accessories and Vices	(10-20)	108
Tool Trolleys	(10-20)	108
Assembly Benches	(10-20)	109
Assembly Benches Accessories.	(10-20)	110



Workbenches

Heavy duty workbenches are fully welded (not flat pack) and are constructed from steel angle with braced galvanised tops or 45mm timber top or super heavy duty with galvanised steel on top of 45mm timber. Three lengths to choose from in the static bench range each available in three widths. All benches come with bottom shelf, vice plate welded underneath the front right-hand corner and cupboard included in the price. Cupboards measure 600mm x 600mm by bench depth with lock fitted as standard. Also available with extra cupboards or drawer(s) in place of the cupboard or can be fitted with five-drawer unit.



1575SC

1260SC

2075SC



2075WSC

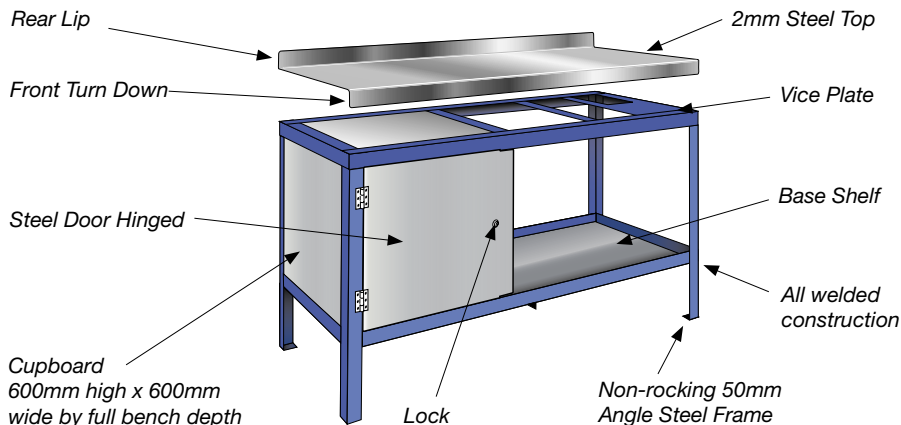
Shown fitted with additional cupboard, lockable drawer and vice. (Available at additional cost)



1575WC

Static Workbenches (Capacity 600kg)

L x W x H (mm)	STEEL TOP		WOOD TOP		WOOD & STEEL TOP	
	Order Ref		Order Ref		Order Ref	
1200 x 600 x 840	1260SC		1260WC		1260WSC	
1200 x 750 x 840	1275SC		1275WC		1275WSC	
1200 x 900 x 840	1290SC		1290WC		1290WSC	
1500 x 600 x 840	1560SC		1560WC		1560WSC	
1500 x 750 x 840	1575SC		1575WC		1575WSC	
1500 x 900 x 840	1590SC		1590WC		1590WSC	
2000 x 600 x 840	2060SC		2060WC		2060WSC	
2000 x 750 x 840	2075SC		2075WC		2075WSC	
2000 x 900 x 840	2090SC		2090WC		2090WSC	



Mobile Workbenches

These fully mobile workbenches stand on four legs when in use to give maximum stability, with the wheels off the floor. Simple lever action pushes down the under-carriage and takes the weight off the legs onto the two wheels and two castors, enabling easy movement of the complete unit. Supplied with standard cupboard (SCP models) or with five drawer unit and matching cupboard (SFCP models). All models supplied with bottom shelf and vice plate. Other sizes and specification are available on request. Normal height 840mm, other heights available at no extra cost.



1260SCP



1260SFCP

Semi Mobile Workbenches

These models have two wheels in permanent contact with the floor and the handle enables the four models to be pushed like a wheelbarrow. All these bench types have the cupboard under the vice plate so reducing the lifting weight.



1260SCM

	MOBILE WORK BENCHES with single cupboard		MOBILE WORK BENCHES with 5 drawer unit & matching cupboard		SEMI MOBILE BENCHES	
L x W x H (mm)	Order Ref		Order Ref		Order Ref	
1200 x 600 x 840	1260SCP		1260SFCP		1260SCM	
1200 x 750 x 840	1275SCP		1275SFCP		1275SCM	
1500 x 600 x 840	1560SCP		1560SFCP		1560SCM	
1500 x 750 x 840	1575SCP		1575SFCP		1575SCM	

Workbench Accessories and Vices

Top quality engineering bench vices may be fitted to any bench if specified when ordering or supplied separately. A lockable steel drawer may be fitted to any bench as an extra or as an alternative to the cupboard.



6" Vice (150mm)

Description	
Extra cupboard (L x W x H: 457 x 457 x 620 mm)	
Single lockable drawer (L x W x H: 457 x 457 x 150 mm)	
4" Vice (100mm)	
5" Vice (125mm)	
6" Vice (150mm)	

Tool Trolleys

A smaller bench on four wheels (two swivel castors with brakes and two fixed castors). Constructed from the same materials as our larger benches, the tool trolley is available in four versions.



1050ST



1050SCT



1050SDCT



1050SCCT

Description	L x W x H (mm)	Order Ref	
Top and base only with wheels	1000 x 500 x 840	1050ST	
With single cupboard with wheels	1000 x 500 x 840	1050SCT	
With double doors with wheels	1000 x 500 x 840	1050SCCT	
With two cupboards with wheels	1000 x 500 x 840	1050SDCT	
Top and base only without wheels	1000 x 500 x 840	1050S	
With single cupboard without wheels	1000 x 500 x 840	1050SC	
With double doors without wheels	1000 x 500 x 840	1050SCC	
With two cupboards without wheels	1000 x 500 x 840	1050SDC	

Assembly Benches

Our hollow section Assembly Benches are constructed from square section steel, all joints are welded and each leg has an adjustable foot which enables the bench to be firmly seated on an uneven floor without rocking. Supplied ready to unpack and use no assembly required.

These medium duty benches are ideal for the assembly of small components especially for the electronics industry or are equally useful as packing benches. Normal height 840mm other heights available at no extra cost.

Choose from a range of different worktops - Laminate or MDF (with rounded edges), also available with steel, vinyl or anti static laminate worktop.



AB1260L



AB1575M

*Shown with extra bottom shelf
(Available at additional cost)*

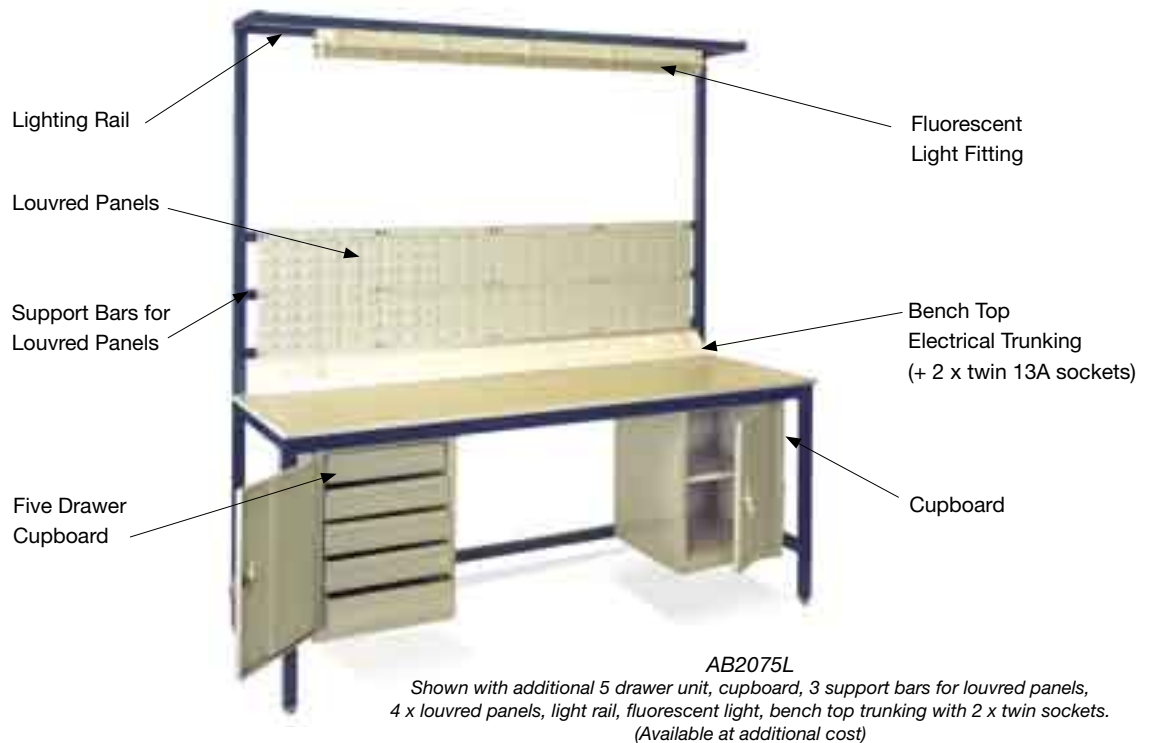
L x D (mm)	MDF TOP		LAMINATE TOP	
	Order Ref		Order Ref	
1200 x 600	AB1260M		AB1260L	
1200 x 750	AB1275M		AB1275L	
1200 x 900	AB1290M		AB1290L	
1500 x 600	AB1560M		AB1560L	
1500 x 750	AB1575M		AB1575L	
1500 x 900	AB1590M		AB1590L	
2000 x 600	AB2060M		AB2060L	
2000 x 750	AB2075M		AB2075L	
2000 x 900	AB2090M		AB2090L	
2000 x 1200	AB2012M		AB2012L	

Assembly Bench Accessories

Accessories must be specified and supplied with original order as they cannot be fitted or moved subsequently.

Description	
Single drawer (L x W x H: 457 x 457 x 150)	
Cupboard unit (L x W x H: 457 x 457 x 620)	
Cupboard/single drawer unit (L x W x H: 457 x 457 x 620)	
Five-drawer cupboard unit (L x W x H: 457 x 457 x 620)	
Bench top electrical trunking with two twin 13A sockets, 1200mm	
Bench top electrical trunking with two twin 13A sockets, 1500mm	
Bench top electrical trunking with two twin 13A sockets, 2000mm	
Twin 13A sockets unit (island unit)	
Fluorescent light fitting	
Louvred Panel, 450 x 500mm	

	UPPER SHELF MDF	UPPER SHELF LAMINATE	LOWER SHELF All in MDF	LIGHTING RAIL	SUPPORT BARS FOR LOUVRED PANELS
L x D (mm)					
1200 x 300					
1500 x 300					
2000 x 300					



WAREHOUSE / SAFETY EQUIPMENT

Partitioning, guards and barriers for creating secure storage and safety zones.

Product	Lead Time (Working Days)	Page
Topmesh - Mesh Wall Partitioning	(15-20)	112
- Machine Guard	(15-20)	113
Modular Safety Barrier System	(5-7)	114
Fork Lift Safety Cage	(10-15)	114



Topmesh - Mesh Wall Partitioning and Machine Guard

Topmesh - Mesh Wall Partitioning

Mesh wall partitioning is ideal for creating secure locations such as archive, quarantine and storage areas where restricted access is required. Alternatively create dividing walls, barriers and mesh roofs whilst enabling full visibility at all times.

Prefabricated mesh panels offer an easy solution to the problem of revised working or warehouse reorganisation, whilst giving scope and flexibility for future expansion. The partitioning is supplied as a standard height of 2200mm, however virtually any height can be achieved. It is the practical economical solution to providing an enclosure and/or dividing screen for goods and machinery.

Security


The unique design of the floor fixing and the method in which panels are fitted together ensures the system cannot be dismantled from the outside of the enclosure.

Doors

All Doors are manufactured with a rigid steel framework to provide a strength and durability, available in single or double opening as hinged or sliding options. All doors can be fitted with a hasp and staple (for padlock) or a cylinder lock.

Features:


- Easy to customise – the panel sections are available in 9 sizes, thus saving material and installation time.
- Stable design, 30mm vertical sections, five horizontal tube reinforcements per mesh section.
- Strong 60 x 60mm posts that includes a base, to enable floor fixing.
- Scratch and impact-resistant surface, welded Galvanised coated material, which provides a degree of anti-rust protection.
- Allows air, light and water to pass through.



Topmesh - Machine Guard

Topmesh Machine Guard is an accident prevention system which protects personnel from injury or damage to expensive plant and equipment when positioned around machines, robots, conveyors, lifts etc.

Modular, flexible and easy to install. Hinged and sliding door options are available, with each package comprising all the necessary fixings and accessories which include a fitted handle with either a hasp and staple or cylinder lock.



Mesh Panel Specification

Mesh Spacing :	18 x 97mm
Uprights :	30 x 25mm
Horizontals :	Ø19mm
Wires :	Ø2.5mm and Ø3.0mm
Finish :	Galvanised

Note: Please contact our projects department for specific requirements.

Modular Safety Barrier System

Features:

- A highly visible safety barrier system designed for creating pedestrian walkways, dividing manufacturing units, stock areas, warehouse and commercial premises where for safety and other reasons segregation is required.
- Designed to be sited as individual units or in long runs.
- Supplied in KD form complete with fixing instructions.
- Posts are drilled through 4 sides to enable barriers to be positioned in straight runs or through 90 degrees.
- Ready for use, with the base plates conveniently pre-drilled for easy surface fixing. (Please note floor fixings are not included).
- Finished in epoxy powder coated bright yellow.



Product Description	H x W x D (mm)	Order Ref	
Safety Barrier Initial	1000 x 1000 x 50	MSBSI	
Safety Barrier Extension	1000 x 950 x 50	MSBSE	

Fork Lift Safety Cage

Features:

- Designed to provide safe working access to inaccessible places, accommodating two people plus their tools and equipment.
- Manufactured according to Health and Safety guidance note PM28 (3rd Edition) Dec. 2005.
- Approved to be used by 2 persons of average weight.
- Fully welded with a raised expanded metal floor, located and welded into a formed kickboard surround.
- Tubular Handrail.
- Rear RSA frame with wire mesh panels. Hinged entry gate with spring return to closed position.
- Spring loaded retention bolt holds the gate in the closed position).
- Supplied with a tool box.



Tool box



Fork Pocket General Specification:

(W) 184 x (D) 83mm, with inside clearance 545mm and overall clearance 921mm.

Note: Fork Pocket specification can be altered to meet customers' requirements. Please specify when ordering otherwise the above dimensions will apply.

Product Description	Hand Rail H (mm)	Platform W X L (mm)	Weight (kgs)	Order Ref	Max Load (kgs)	
Fork Lift Safety Cage	1040	990 x 990	70	FLSC	250	

Description	Page	Description	Page	Description	Page	Description	Page	Description	Page		
A											
ACCESS EQUIPMENT											
Double Sided Loop Handle Step	102	CANTILEVER RACKING	62							Garment Hanging	51
Heavy Duty Steps	104	CAROUSELS	18							Longspan Shelving	52-53, 60-61
Hoof Cup Steps	103	CHEMICAL STORAGE CABINETS	74-76							Pallet Racking	63-64
Kick Steps	100	CHROME SHELVING/TROLLEYS	58							Plastic Shelving	44-45
Platform Steps	102, 104	CLOAKROOM EQUIPMENT	70							Shelving complete with	
Static Steel Steps	101	CLOTHING RACK	51							Containers	45, 48, 50, 53, 55-57
Step and Store Tray	101	COAT RAILS	70							Square Tube Shelving	42
Step/Foldable Ladders	101	CONDUCTIVE CONTAINERS	4-5							Wall Mounted Shelving	43-44
Tilt and Pull Steps	102	CONTAINERS								SKATE KITS	98
ACID SUBSTANCE CABINETS	75	Anti-Static/Electro Conductive								SMALL PARTS STORAGE	
ANTI-COLLAPSE MESH	64	Containers	4-5							SPIGOTS	19
ANTI-STATIC BINS/CONTAINERS	4-5	Archive Containers	30							STAIRCLIMBER SACK TRUCK	
ARCHIVE CONTAINERS	30	Cabinets	21-25, 73-76							82	
ARCHIVE SHELVING	45, 48, 55	Container Kits	10-13, 19							STEPS	
B											
BAR RACKS											
BAR RACKS	96	Container Trolleys	16-17, 24-27, 33, 37-40							Double Sided Loop Handle Step	102
BARRIERS	114	Euro Containers	32-33, 40							Heavy Duty Steps	104
BAR TRUCKS	89	Modular Bin Trays	35							Kick Steps	100
BASKETS/WIRE MESH	13, 18, 37	Organiser Case	36							Platform Steps	102-104
BENCH SEATS	71	Semi Open Fronted Containers								Static Steel Steps	101
BENCH STANDS	18	(Stackable)	4-5							Step and Store Tray	101
BENCH TOP CAROUSELS	18	Semi Open Fronted Containers								Step/Foldable Ladders	101
BENCHES											
Assembly Benches	106-110	(Stack & Nestable)	6-7, 30-31							Tilt and Pull Steps	102
Cloakroom Benches	71	Shelf Bins	20-21							STOOLS	
Mobile Workbenches	107	Tilt Drawer Units	26-27, 34							Kick Steps	100
Semi Mobile Workbenches	107	Visibins (with Lids)	28-29							Step and Store Tray	101
Static Workbenches	106, 109	CHAIR TRUCK	79							T	
Workbench Accessories	106, 108, 110	CLOAKROOM EQUIPMENT	70							TOOL CABINET	22-23, 76
BINS											
Anti-Static/Electro Conductive		COSHH SUBSTANCE CABINETS	75							TROLLEYS	
Containers	4-5	CUPBOARDS (SEE CABINETS)								4 Sided Mesh Platform	
Archive Containers	30	CYLINDER HANDLING								Trailer/Trolley	85
Bin Cabinets	21-25	Cylinder Trolleys	92-93							Basket Trolleys	37, 58, 78
Bin Kits	10-13, 19	Stand	93							Chrome Handle Shelf Trolleys	58, 78
Bin Racks	14-15	Wall Brackets	93							Chrome Trolleys	58
Bin Trolleys	16-17, 24, 33, 37-40	D								Container Trolleys	24, 27, 33, 37-40
Euro Containers	32-33	DOLLY	31, 33							Cylinder Trolleys	92-93
Modular Bin Trays	35	DRUM HANDLING								Drum Trolleys	94-95
Recycling Containers	30, 31	Dollies	95							Extendable Aluminium Trolley	82
Semi Open Fronted Containers		Drum Truck	95							Folding Flatbed Trolleys	82-83
(Stackable)	4-5	Drum Up and Down Enders	94							Heavy Duty Tray Trolleys	84
Semi Open Fronted Containers		Stands	94							Louved Panel Trolleys	16-17, 37-40
(Stack & Nestable)	6-7, 30	Universal Drum Transporter	94							Mesh Flatbed Platform	
Shelf Bins	20-21	E								Trailer/Trolley	85
Stackable/Nestable		ELECTRO CONDUCTIVE BINS	4-5							Plastic Platform Trolley	82, 90-91
Containers	6-7, 30-31	EURO CONTAINERS	32-33							Platform Trolleys	82-83, 85-88
Tilt Drawer Units	26-27, 34	EURO CONTAINER PLASTIC								Rough Terrain Trolley	83, 85
Visibins (with Lids)	28-29	DOLLY	31, 33							Semi Mobile Workbenches	107
C											
CABINETS											
Acid Substance Cabinets	75	EURO CONTAINER TROLLEY	40							Square Tube Trolleys	42
Cabinet Trolley	91, 107-108	F								Stores Trolley	16-17, 24, 27, 33, 37-40, 58, 82-88, 90-91, 108
Container Cabinets	21, 25	FLAMMABLE LIQUID STORAGE	74-76							Tool Trolleys	84, 91, 107-108
COSHH Cabinets	75	FLATBED TROLLEYS	82-83, 85-86							Visbin Trolley	29
Hazardous Substance Cabinets	74	FOLDING FOOT SACK TRUCK	80							TRUCK/TRAILERS	
Pesticide Substance Cabinets	76	FOLDING FOOT STAIRCLIMBER	82							85-88	
Security Cabinets	73	FORK LIFT SAFETY CAGE	114							TUBE/SQUARE	
Shelf Bin Cabinets	21	G								42	
Tool Cabinet	76	GARMENT HANGING SYSTEM	51							V	
CABLE DISPENSING											
Bench Top Cable Dispensers	97	GAS CYLINDER TROLLEYS	92-93							VICES FOR WORKBENCHES	
Bolt-Free Adjustable Cable Rack	97	H								108	
Bolt-Free Cable Reel Dispensing	97	HAND TRUCKS	78-82							W	
Floor Mounted Cable Stand	97	HAZARDOUS SUBSTANCE CABINETS	74							WALL MOUNTED SHELVING	43-44
K											
KICK STEPS											
KICK STEPS	100	HOBBY CASES	36							WAREHOUSE TRUCKS/TROLLEYS	16-17, 24, 27, 37-40, 78-95, 107-108
L											
LOCKERS											
Bolt Free Shelving	52-53	I								WIRE MESH BASKETS	13, 18, 37
Longspan Shelving	60-61	PLATFORM STEPS								WIRE SPIGOTS	19
LONGSPAN											
Bolt Free Shelving	52-53	Double Sided Loop Handle Step	102							WORKBENCHES/WORKSTATIONS	
Longspan Shelving	60-61	Hoof Cup Steps	102							Assembly Benches	106-110
LOUVRED PANELS											
Accessories	18-19	Platform Steps	102-103							Cloakroom Benches	70-71
Benches	18	Static Steps	101							Mobile Workbenches	108
Bin Kits	10-13, 19	Step Ladders	101							Semi Mobile Workbenches	107
Carousels	18	Tilt & Pull Steps	102							Static Workbenches	106, 109
Panels	8-9	J								Workbench Accessories	108, 110
Spacemaster Racks	14-15	PLATFORM TRUCKS/TRAILERS & TROLLEYS								NOTES	
Trolleys	16-17, 37-40	4 Sided Mesh Platform								- Standard Terms & Conditions of sale apply	
M											
MACHINERY MOVING EQUIPMENT											
Heavy Duty Skate Kits	98	Trailer/Trolley	85							- All capacities are based on uniformly distributed loads (UDL).	
Roller Crowbars	98	Aluminium Trucks/								- All published lead times are subject to stock availability.	
Roller Skate Kits	98	Trolleys	78, 80-82, 90-91							- Express delivery options are available subject to an additional cost (POA).	
MATERIAL HANDLING											
77-98											
MOBILE STEPS											
99-104											
MULTI-DRAWER UNITS											
21-27, 34-35											
O											
ORGANISER CASES											
36											
P											
PALLET RACKING											
63-64											
PANEL KITS											
10-18, 37-38											
PARTITIONING											
Anti-Collapse	64										
Industrial Partitioning	112										
Machine Guard	113										
PEDESTRIAN RAIL	114										
PESTICIDE SUBSTANCE CABINETS	76										
PLASTIC CASES	36										
PLASTIC SHELVING	44-45										
PLASTIC CONTAINERS											
Anti-Static/Electro Conductive											
Containers	4-5										
Archive Containers	30										
Bin Kits	10-13, 19										
Euro Containers	32-33										
Modular Bin Trays	35										
Multi-Drawer Units	21-27, 34-35										
Organiser Cases	36										
Plastic Container Cabinets	21-25										
Semi Open Fronted Containers											
(Stackable)	4-5										
Semi Open Fronted Containers											
(Stack & Nestable)	6-7, 30-31										
Tilt Draw Units	26-27, 34										
Visibins (with lids)	28-29										
R											
RACKING											
Bar Rack	96										
Bolt-Free Adjustable Cable Rack	97										
Cantilever Racking	62										
Louved Panel Racks	8-19, 37-38										
Pallet Racking	63-64										
Sheet Rack	96										
Spacemaster Racks	14-15										
RECYCLING CONTAINERS	30-31										
ROLLER CROWBARS	98										
ROLLER SKATE KITS	98										
S											
SACK TRUCKS											
Aluminium Sack Trucks	78, 80-81										
Basket Trolley	37, 58, 78										
Chair Truck	79										
Folding Foot Sack Truck	78, 80, 82										
Folding Foot Stairclimber	82										
'P' Handle Sack Truck	80										
Pneumatic Tyre Sack Trucks	79-81										
Standard/Heavy Duty Sack Trucks	79										
Telescopic Lightweight Hand Trucks	78										
Three Position Truck	81										
Two Position Sack Trucks	81										
SAFETY											
Anti-Collapse Mesh											
for Pallet Racking	64										
Fork Lift Safety Cage	114										
Hazardous Substance											
Cabinets	74-76										
High Security Cabinets	73										
Mesh Partitioning/Machine											
Guard Mesh	112-113										
Mobile Platform Steps	100-104										
Modular Safety Barrier	114										
SECURITY CABINETS	73										
SHEET RACK	96										
SHELF BINS	20-21										
SHELVING											
Adjustable Bolt-Free Shelving	44-59										
Cantilever Racking	62										
Chrome Shelving	58-59										

NOTES - Standard Terms & Conditions of sale apply
(Copy available upon request or from our website).
- E & OE.

- All capacities are based on uniformly distributed loads (UDL).
- All published lead times are subject to stock availability.
- Express delivery options are available subject to an additional cost (POA).

TECHNICAL DETAILS: Whilst every effort and care has been taken to ensure all the technical details/specifications quoted are accurate these should be used as a guide only. The seller cannot accept any liability which may be attributed in any way to use this information.

Barton Storage Systems Ltd

Barton Industrial Park
Mount Pleasant
Bilston
West Midlands
WV14 7NG
United Kingdom

Tel: +44 (0)1902 499 500
Fax: +44 (0)1902 353 098

Email: enquiries@barton-storage-systems.co.uk

www.barton-storage-systems.co.uk



www.barton-storage-systems.co.uk



BARTON STORAGE SYSTEMS LTD

2011