



WriteOn® Whiteboard Wall

Create a continuous drywipe whiteboard wall.

Tough ABS edged whiteboards mount flush to the wall and each other due to their frameless design.

Simple through the board fixing.

White cover caps mask the fixings.

This double sided whiteboard features one side plain with a feint Guideline® grid to aid writing on the reverse.

6 standard sizes, special sizes available - ask for a quote.

Suggested multiple boards available as kits.

INDIVIDUAL WHITEBOARDS



Size H 578mm
W 876mm
Code **59332**
£35.75



Size H 876mm
W 1176mm
Code **59343**
£51.08



Size H 1176mm
W 1176mm
Code **59344**
£61.08



Size H 1176mm
W 1476mm
Code **59354**
£79.92



Size H 1176mm
W 1779mm
Code **59364**
£98.41



Size H 1176mm
W 2376mm
Code **59384**
£116.98



used in
must be
ation and
on time


Each operation in
the production flow
must be carefully
defined - and
recorded in detail

The output from
each stage of
the flow must
conform to quality
standards


The achievement
of a successful
production flow line
requires considerable
planning




MULTIPLE WHITEBOARDS KITS




Size H 1476mm
W 3528mm
Code 3 x **59354**
£239.76




Size H 1779mm
W 3528mm
Code 3 x **59364**
£295.23



Size H 2376mm
W 4704mm
Code 4 x **59384**
£467.92



Size H 2352mm
W 2952mm
Code 4 x **59354**
£319.68



Size H 1779mm
W 5880mm
Code 6 x **59364**
£590.46

WriteOn® Whiteboard Pens

Wallet of 4 pens:

1 of each Black, Blue, Red, Green

439115 £6.93

Pack of 10 pens:

3 Black, 2 Blue, 3 Red, 2 Green

439116 £13.77

Self Adhesive Gridding Tape
and other accessories

See pages 33-36

