


# Standard Steel lockers

Quality UK manufactured lockers



Product Datasheet

# Standard Steel lockers

**A range of steel lockers are available in various heights, but all share the same footprint; making them ideal for fitting into runs under windows (or obstructions), in order to maximise space.**

All standard steel lockers are the ideal choice for schools and colleges as well as general workplace personal storage.

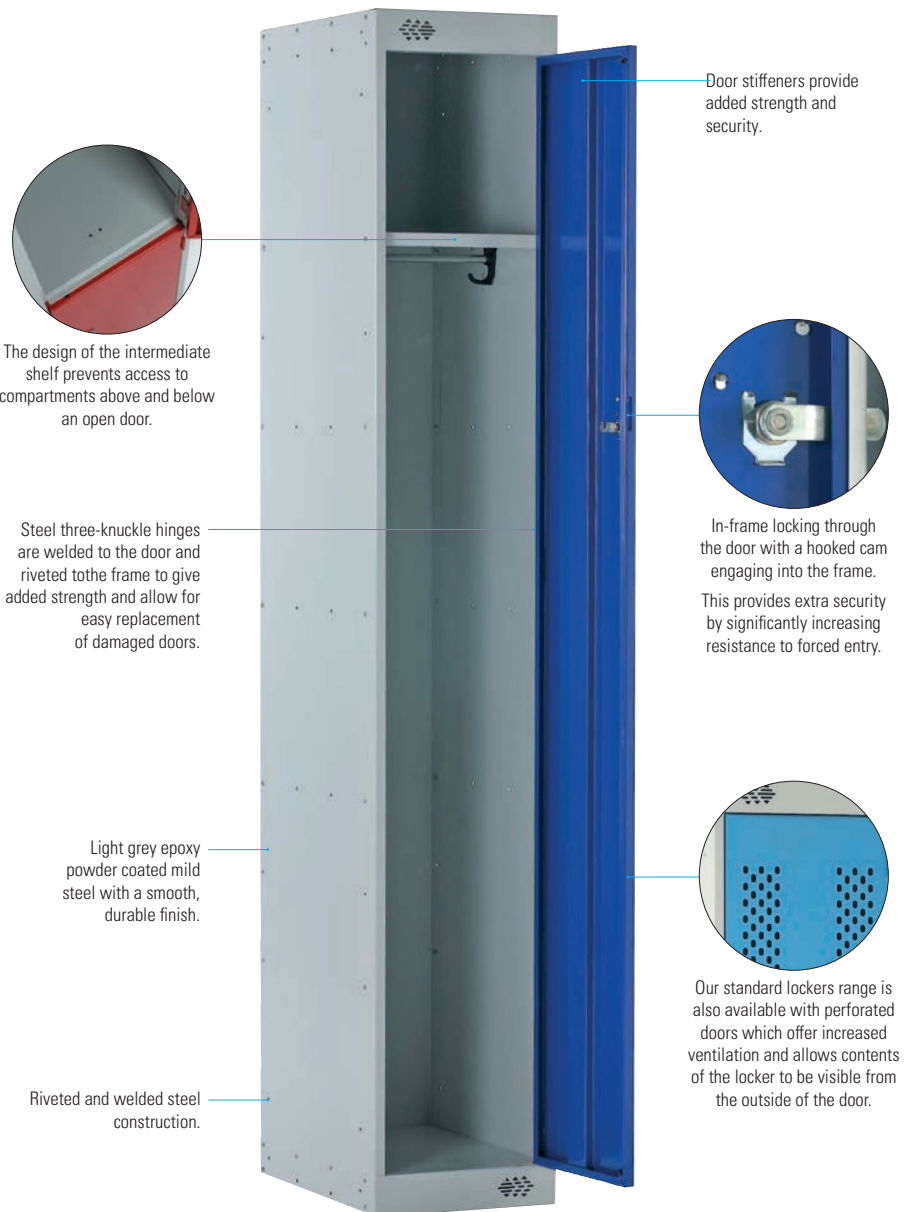
Versatile, hard-wearing and reliable, our lockers provide quality, choice and security as standard.

- Riveted and welded steel construction.
- Durable epoxy powder coated finish in five door colours.
- Door stiffeners provide added strength and security.
- Supplied with Camlocks as standard.
- Compartment clear opening = locker width - 50mm.

Lockers have been tested and conform to the requirements of the British Standard for Clothes Lockers BS 4680: 1996 'Standard Duty'.



ActiveCoat antimicrobial technology is incorporated into all our locker products at the time of manufacture, offering constant protection against a wide range of bacteria.



## Accessories

Customise our lockers to meet your requirements.



**Sloping tops** are essential in hygiene sensitive locations (such as hospitals and the food industry). The slope prevents items and litter being left on locker tops and makes cleaning easier. Sloping tops increase the overall height of the locker.



**Locker support frames** raise lockers off the floor, reducing impact damage and improving hygiene standards.

Supplied with adjustable feet to allow for uneven floors. Inset rear legs to clear pipes and skirting. Standard height is 150mm.



**Support frame with seat.** Seat units are incorporated into the locker frame, as well as slatted seats to the front.

They can include a mesh shelf for footwear.

# Choice of heights to meet all needs



## Full height lockers

Our full height 1800mm metal lockers are available in a wide range of sizes, door configurations, locking options and colours.

- Single door lockers have a fixed top shelf, with a garment hanging rail (except 300mm deep) with two coat hooks.
- Two door lockers have a garment hanging rail (except 300mm deep) and two coat hooks in each compartment.

Height - 1800mm	
Width	Depth
225mm	450mm
225mm	500mm
300mm	300mm
300mm	380mm
300mm	450mm
300mm	500mm
380mm	380mm
380mm	450mm
380mm	500mm
450mm	450mm
450mm	500mm

## Bridge units

Fitted between adjacent lockers, the top unit incorporates a central full-length hanging rail. Quarto or Sixto lockers can be placed on top of the unit to create more storage space. The base shoe rack is free standing.



Single, 2 or 3 door



Single, 2 or 3 door

## ¾ Height lockers

Three-Quarter height lockers are ideal for use in junior schools; allowing easy access for school children.

- You can have all of your locker doors painted in the same colour, or you can create a bright and engaging colour pattern which features different colours on each door.
- Single door lockers have a fixed garment hanging rail (except 300mm deep) with two coat hooks.

Height - 1382mm	
Width	Depth
225mm	450mm
225mm	500mm
300mm	300mm
300mm	380mm
300mm	450mm
300mm	500mm
380mm	380mm
380mm	450mm
380mm	500mm
450mm	450mm
450mm	500mm

## ½ Height lockers

Ideal for use in primary schools; allowing easy access for young children. Can be fitted with worktops to create additional workspace.

- Use colours for branding or to brighten up a classroom.
- Single door locker has a fixed garment hanging rail (except 300mm deep) with two coat hooks.

Height - 896mm	
Width	Depth
225mm	450mm
225mm	500mm
300mm	300mm
300mm	380mm
300mm	450mm
300mm	500mm
380mm	380mm
380mm	450mm
380mm	500mm
450mm	450mm
450mm	500mm



# Small lockers, lock options and door colours



## Quarto lockers

Quarto lockers are a quarter of the height of a full height locker. They can be bolted together to create effective storage space. Used under windows or above bridge units to make the most of room height.

Height - 511mm	
Width	Depth
225mm	450mm
300mm	300mm
300mm	380mm
300mm	450mm
300mm	500mm
380mm	380mm
380mm	450mm
380mm	500mm
450mm	450mm
450mm	500mm

## Sixto lockers


Versatile lockers that can be bolted together to create banks of storage space for small items; making the most of awkward spaces.

Sixto lockers can be used with other lockers, including under seats to offer further storage or in conjunction with Bridge Units.



Height - 372mm	
Width	Depth
225mm	450mm
300mm	300mm
300mm	380mm
300mm	450mm
300mm	500mm
380mm	380mm
380mm	450mm
380mm	500mm
450mm	450mm
450mm	500mm

## Lock options



**Standard Camlock**  
Simple and economical cam lock provides user access with a key. The lock is supplied with two keys and a master key is available.



**Standard Latch Lock (Padlock)**  
Transfers responsibility for locking to the user. The user is required to secure the locker with a padlock (not supplied).



**Coin/Token Return**  
Ideal when lockers have 'shared' users. The key is released when a coin or token is inserted. The key is captive again when the door is reopened and the coin/token is returned to the user.



**Coin/Token Retain Lock**  
Generates revenue from 'shared' user lockers. The key is released when coin or token is inserted. Key is captive again when the door is reopened. Coin/token is retained in the box.



**Tumbler Combination Lock**  
This solution is ideal for facilities where keys are not desirable. The lock can be reset whenever the locker is open allowing the combination number to be changed if required. Master key for instant access and no fuss code reset.



**Digital Combination Lock**  
A simple-to-use, battery operated keyless lock which can be programmed for single or multi-users. A master key ensures supervisor access.

## Body colour

Standard colour



Light Grey  
(RAL 7035)

## Door colours

Standard range



Light Grey  
(RAL 7035)



Blue  
(RAL 5002)



Red  
(RAL 3020)



Green  
(RAL 6001)



Yellow  
(RAL 1003)



Electric Blue  
(BS 20 E 51)



Dark Grey  
(BS 00A11)



Burgundy  
(RAL 3003)



Black  
(RAL 9005)

Pastel range



Sunburst Yellow  
(BS 10 E 50)



Candy Pink  
(BS 02 C33)



Light Violet  
(BS 381 C 797)



Turquoise  
(RAL 6034)



White  
(RAL 9010)



ActiveCoat antimicrobial technology is incorporated into all our locker products at the time of manufacture, offering constant protection against a wide range of bacteria.

## Important note regarding locker installations

Wherever possible lockers should be secured to ensure stability. Single lockers should ideally be fixed back to a wall. Runs of lockers should be fixed together side-to-side and either fixed back to a wall or fixed back-to-back to another run of lockers.



## Consultation, design & quotation?

At Whittan we design storage solutions every day, and with over 70 years' experience, we have developed a level of expertise for you to draw on.

Our cutting edge Design360 software package, allows us to provide you with a quick, accurate proposals that showcase solutions clearly.

Unlike many specialists who charge for bespoke storage design work, our services provide your ideal storage design free of charge, along with detailed quotations.

Our experience allows us to work with you, to achieve the optimum solution based on your requirements, to meet your timescale and budget.

**Whittan**  
Expanding capabilities with storage

**Whittan Group**  
Halesfield 6  
Telford, Shropshire  
TF7 4LN, United Kingdom

0800 169 5151  
sales@whittan.com  
www.whittan.com