

Fellowes

Power Solutions



Power Desk
Type G – UK/IE

Power Desk

Type G – UK / IE

Features:

- Effortlessly charge your devices and keep your workspace clean and tidy with easy to access desktop power module.
- Equipped with 1 x power socket (230v) , 1 x USB A (18w max) and 1 x USB C (30w max) ports.
- Easy to install top mounted clamp attaches to desks 10-45 mm thick.
- Extra-long, 2m power cable with plug for flexible and easy set up.
- Built to last with 5-year limited warranty.
- Available in black and white.



Specification:

Code	100136980	100137171
Colour	Black	White
Product Dimensions (H x W x D)	9.70 x 16.24 x 8.75 cm	
Product Weight	0.55 kg	
Retail Packaging Dimensions (H x W x D)	11.00 x 23.80 x 11.00 cm	
Retail Packaging Weight	0.76 kg	
Outer Carton Dimensions (H x W x D)	24.00 x 26.00 x 24.50 cm	
Outer Carton Weight	3.35 kg	
Number of Outlets	1 x 230v	
USB Output	1 x USB A (18w max) 1 x USB C (30w max)	
Socket Type	Type G (UK, IE)	
Mounting Type	Top mounted desk clamp	
Desktop Thickness	1 – 4.5 cm	
Cable Length	200 cm	
Plug Type	UK , IE	
Retail Barcode (UPC)	043859806355	043859806706
Outer Carton Barcode (SCS)	10043859806352	10043859806703
Quantity per Outer Carton	4	
Country of Origin	China	
Warranty	5-year limited	

MINIMISE CLUTTER

Desktop power makes staying charged effortless whilst minimising cable clutter and maximising your workspace.



3 IN 1 DESK POWER

WITH 2M POWER CABLE AND PLUG

POWER SOCKET
(230V)

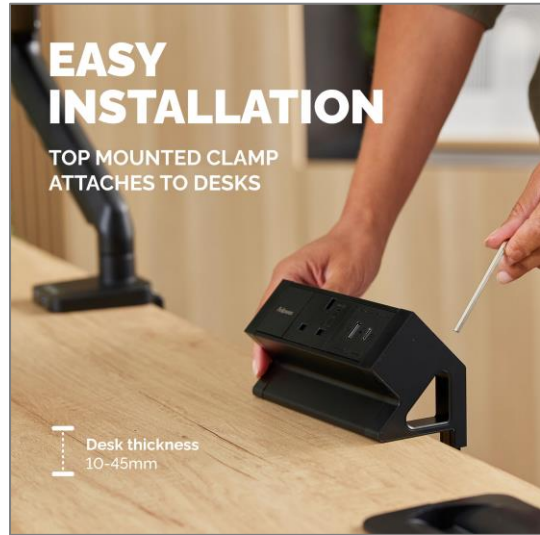
USB C
(30W MAX)

USB A
(18W MAX)



EASY INSTALLATION

TOP MOUNTED CLAMP
ATTACHES TO DESKS



AVAILABLE IN BLACK AND WHITE

Ergonomic Working:

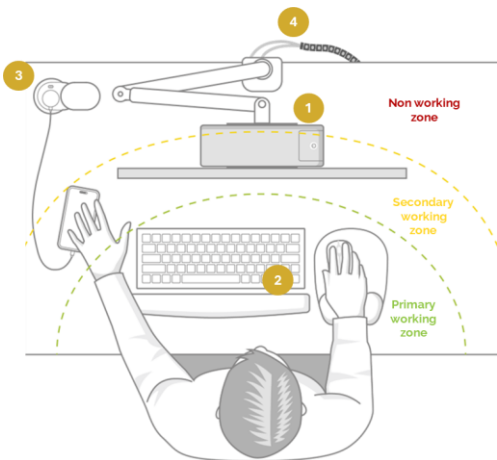


Fellowes
ZONE 5
MINIMISE CLUTTER

Keep workspaces clear.
Cable managers, CPU holders and
desktop power products help to organise
your space and work ergonomically.

How to minimise desk clutter

- 1. **Declutter:** Move anything that you don't need from your desk where possible. E.g. Mount CPU's under desks or on a monitor arm.
- 2. **Zone your desk:** Keep items that you use regularly at the front of your desk and within arms reach when you are sat back correctly in your chair. E.g. keyboard, mouse, wrist rests. Move items you use less frequently further back.
- 3. **Make power accessible:** Installing easy to access desktop power products helps to reduce the number of cables around your workspace as well reducing the risk of injury from bending and twisting under desks.
- 4. **Organise cables:** Keep cables out of sight and improve accessibility by organising cables in effective cable management systems.



Certification

Power Desk Type G-UK conforms to the requirements of:

Restriction of the Use of Certain Hazardous Substances in Electrical and Electronic Equipment Regulations 2012

Electromagnetic Compatibility Regulations 2016

The Waste Electrical and Electronic Equipment Regulations 2013

Electrical Equipment (Safety) Regulations 2016

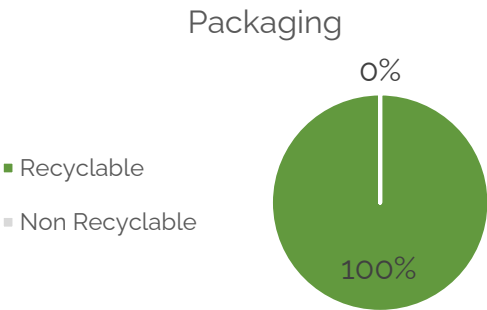
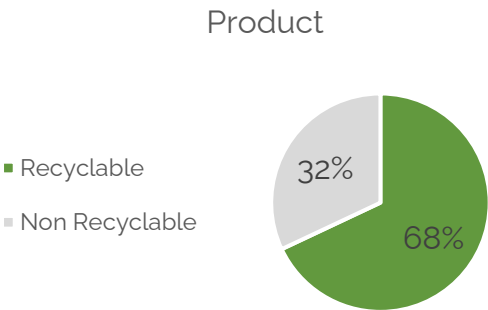
Safety: EN 62368-1: 2020/A1:2020

EMC: EN 61000-6-1: 2019
EN 61000-6-3: 2021
EN 55032:2015 + A11:2020
EN 55035:2017 + A11:2020
EN 61000-3-2:2019 / A:2021
EN 61000-3-3:2013 / A2:2021

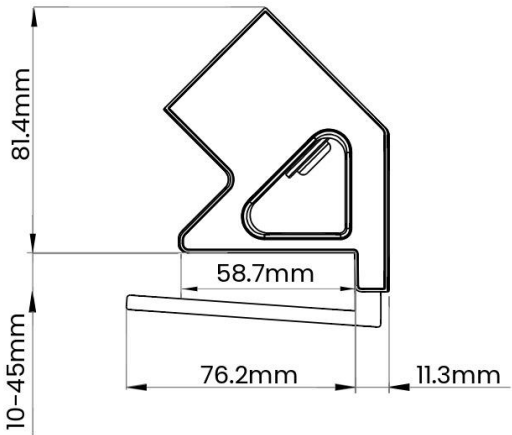
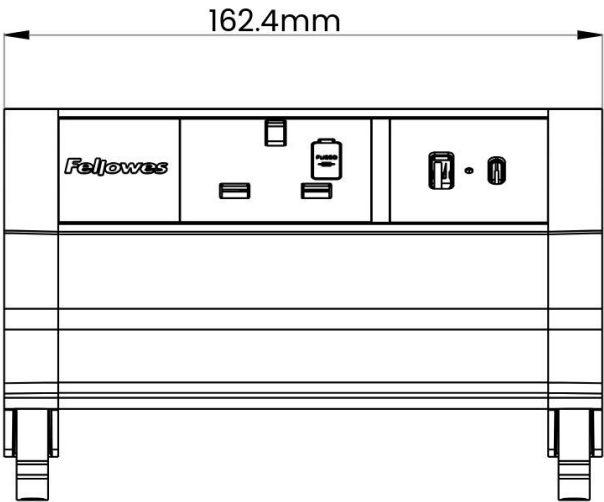
Plugs & Sockets: BS 1363-1:2016 + A1:2018
BS 1363-2:2016 + A1:2018
BS 5733: 2010 + A1: 2014

ErP: EN 50563:2011/ A1:2013 +2019/1782

Recyclability:



Dimensional Drawings:



Aftercare:

Handling & Storage: Read and follow all instructions and warnings before use. This product is intended for indoor use only.