

PICK UP
THE PACE
WITH
TEMPO



TEMPO[™] FLAT PANEL
WALL MOUNT SYSTEM

TEMPO™ FLAT PANEL WALL MOUNT SYSTEM

This all-in-one configurable wall mounting system is designed to improve efficiency by streamlining installation workflow. AV professionals can increase productivity and add money to the bottom line with this new system, especially for mass rollouts.

Install on any wall and neatly store AV devices with simple, unparalleled service access. Install up to six small devices behind the display on integrated Lever Lock™ storage panels. Tempo Wall Mount System is thoughtfully designed with feedback from installers for faster deployments.

Accelerate AV Installations

- One part number, one box, one order!
- Ship to site pre-loaded with small devices and cabling.

Save Money

- Reduce onsite installation personnel and time.
- Minimize last-minute shipping costs of missing parts.

Feature Flexibility

- Wall plate and sliding interface design facilitates centering display in the right position.
- 10° of adjustable display tilt in 2.5° increments.

Streamlined for Success

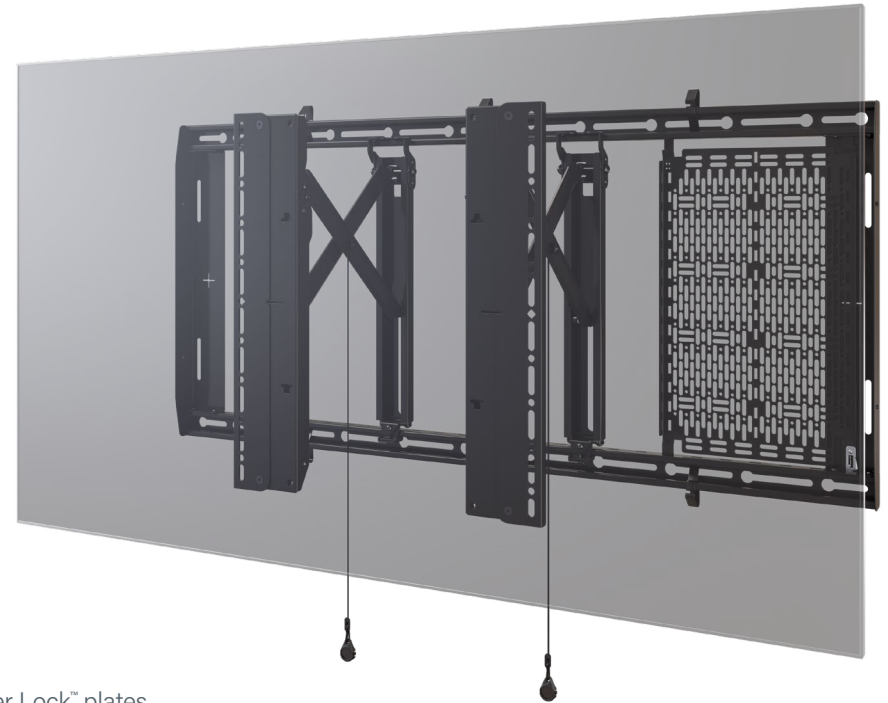
- Total installation depth facilitates ADA compliance.*
- Up to 1" (25 mm) post-install leveling adjustment.

Integrated Storage

- Ships with two 15"x10" Lever Lock™ plates with space to add more.
- Storage plates can be moved along the mounting rail for best placement of components.
- Includes six cable management clips to keep cables tidy for a professional-looking installation (**NEW** in October 2024).


Simplify Service

- Approximately 13" (330 mm) of service access.
- Open wall plate for easy positioning of power and data sources and in-wall storage.
- Home latch lockout clip prevents home latch from accidentally locking until pull cords are properly stowed (**NEW** in October 2024).



*When display depth is less than 2" (51 mm)

TEMPO™ SPECIFICATIONS



Part Number	AS3LD	AS3LDP7
Name	Tempo™ Flat Panel Wall Mount System	Tempo™ Flat Panel Wall Mount System with PDU
Power Distribution Unit	None	Middle Atlantic Slim Profile Power Strip (7 outlet, 15A, 3ft/0.9m cord with right-angle plug)
Typical Display Size	49"-86"	
Display Weight Capacity	200 lbs (90.7 kg)	
Display Mounting Pattern	Up to 970 x 450 mm	
Dimensions (W x H x D)	42.03" x 19.75" x 1.96" (1068 x 502 x 50 mm)	
Wall Substrates	Steel stud, wood stud, concrete, and block walls	
Post-Install Leveling	1" (25 mm)	
Lateral Shift	Yes	
Tilt	-10°/+0°, 2.5° increments	
Plumb Adjust	0.38" (10 mm)	
Storage Dimensions (W x H)	Includes (2) 10" x 15" (250 x 402 mm) Lever Lock plates	
Storage Weight Capacity	20 lbs (9 kg) per Lever Lock plate	
Service Extension	10.65" (271 mm)	
Service Depth	12.61" (320 mm)	
Color	Black	
Certifications	UL	PD-715SC-NS; ETL

TEMPO™ FLAT PANEL WALL MOUNT SYSTEM

PURPOSEFULLY DESIGNED with 42" x 19.75" (1068 x 502mm) footprint - hides behind typical 49" displays and larger

★ **UL LISTED** and **TUV CERTIFIED** (pending)
Safety tested for installation on metal or wood studs, concrete or block wall substrates

LEVERAGE wide open wall plate to line up wall power outlets and low voltage wiring

CABLE MANAGEMENT CLIPS keeps cables tidy for a professional-looking installation.

+/-0.5" (13mm) post-installation display leveling adjustment

DUAL 15"x10" (250 x 400mm) lever lock plates provide 1.78" (45mm) or 1RU storage depth for AV equipment

LEVER LOCK plates are compatible with **FORWARD** small device mounting accessories



AS3LD


ADJUSTABLE LENGTH magnet home lock release pull-cords are easily stored and hidden behind the display

LEVER LOCK plate mounting rail has slots every 1.5" (38mm) for flexible positioning options

TEMPO™ FLAT PANEL WALL MOUNT SYSTEM WITH PDU



SLIM 15A 7-outlet PDU ships with AS3LDP7 to power full AV system. Includes 3ft (0.3m) cord and 90° plug-in for a better installation experience (**NEW** Nov. 2024)



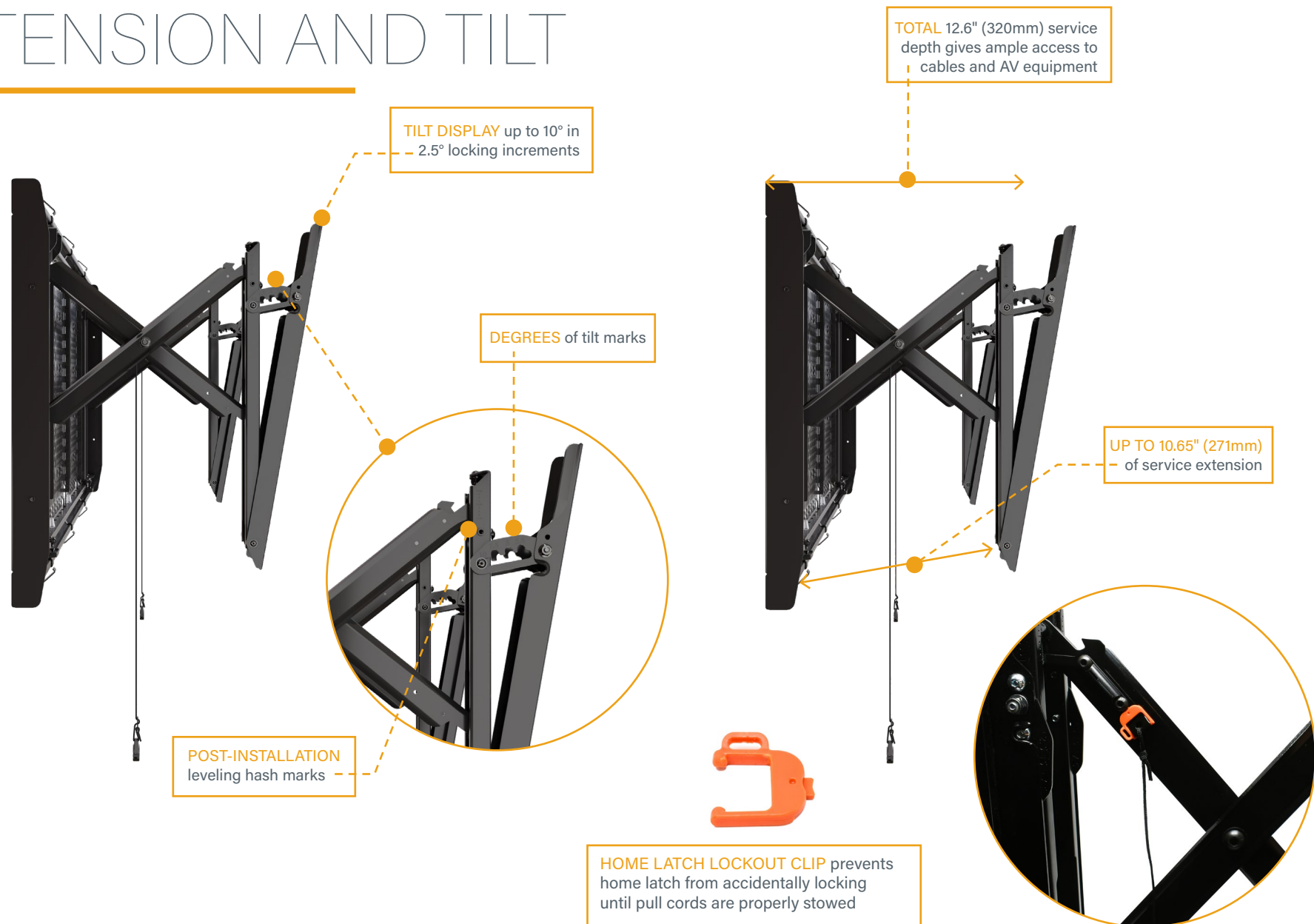
SLIM PROFILE of only 1.96" (50mm) Facilitates ADA compliance with displays less than 2" (51mm)

LATERAL SHIFT key-hole slots for continuous mounting positions

#10-32 tapped holes for PDU mounting clips

AS3LDP7

TEMPO™ PULL-OUT EXTENSION AND TILT



ACCESSORIES



CAMERA SHELF ①
AS3A100

- Cable Management Pass-Through Window
- 15 lbs (6.8 kg) Weight Capacity
- Vaddio® IntelliSHOT and ConferenceSHOT ePTZ Camera Bracket included




VIDEO SOUND BAR ②
AS3A101

- 20 lbs (9 kg) Weight Capacity when using interface bracket, 15 lbs (6.8 kg) when using "L" brackets
- Fits most video-sound bars with mounting holes in the back or bottom



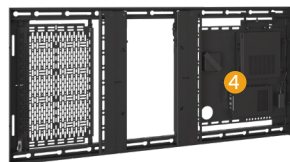
60mm INTERFACE EXTENDER ③
FHB5174

- Increase vertical mounting from 450mm up to 650mm
- Interface brackets screw onto Tempo Wall Mount System without adding depth



CRESTRON® UC BRACKET ACCESSORY ④
AS3A102

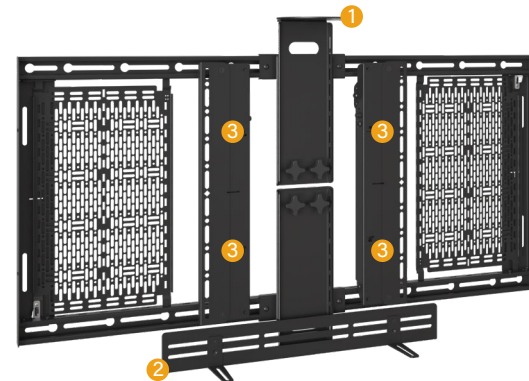
- Toolless thumb screws
- Lateral shift offers precision placement of the Crestron UC Bracket assembly behind display
- Crestron Flex Integrator Kit replaces Lever Lock plate storage area




**Crestron Flex Integrator Kit not included*



Camera Shelf and Sound Bar Mount can be mounted above or below display.





LEGRAND | AV COMMERCIAL BRANDS

C2G | Chief | Da-Lite | Luxul | Middle Atlantic | Vaddio | Wiremold

INSTALLER INSPIRED | legrandav.com

USA 866.977.3901 av.chief.support@legrand.com CANADA 877.345.4329 av.chief.canada@legrand.com

EMEA +31 495 580 840 av.emea.sales@legrand.com APAC +852 2145 4099 av.asia.sales@legrand.com

©2024 Legrand AV Inc. 230231 Rev C 10/24 Chief is a registered trademark of Legrand AV Inc. All other brand names or marks are used for identification purposes and are trademarks of their respective owners. All patents are protected under existing designations. Other patents pending.