

Fellowes

Ergonomic Solutions



Professional Series
Laptop Workstation

Professional Series

Laptop Workstation

Features:

- Position your laptop at a comfortable height to help prevent neck and back strain
- 9 easy-to-adjust height settings to ensure you find the perfect position
- Features 4 USB 2.0 ports, making it easy to stay connected to your favourite devices
- View documents easily and comfortably with the built-in in-line document holder
- Supports laptops up to 17" in size and 6.8kg in weight



Specification:

Code	8024602
Colour	Black
Product Dimensions (H x W x D)	4.50 x 32.20 x 27.80 cm
Product Weight	2.28 kg
Retail Packaging Dimensions (H x W x D)	5.50 x 39.80 x 34 cm
Retail Packaging Weight	2.56 kg
Outer Carton Dimensions (H x W x D)	14 x 35.40 x 41.70 cm
Outer Carton Weight	5.58 kg
Weight Capacity (kg)	6.8 kg
Maximum Laptop Size	17"
Number of Height Settings	9
Height Range	4.1 - 25.8 cm
Retail Barcode (UPC)	043859611164
Outer Carton Barcode (SCS)	50043859611169
Quantity per Outer Carton	2
Country of Origin	China
Warranty	5 Year Limited



Ergonomic viewing

Elevate your laptop to a comfortable viewing position to reduce eye, neck and shoulder strain.



USB HUB

Features 4 USB 2.0 ports, making staying connected to your favourite devices easy.



Built in document holder

View documents easily and comfortably with the built-in in-line document holder.

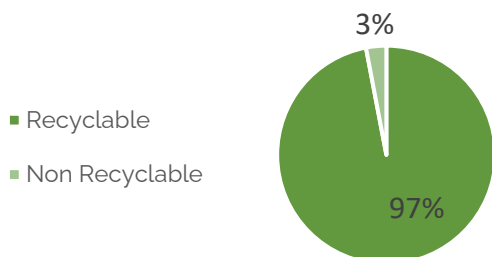


Multiple height adjustments

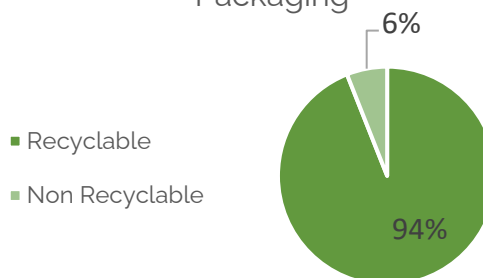
Effortlessly adjustable with 9 height positions.

Recyclability:

Product



Packaging



Ergonomic Working:

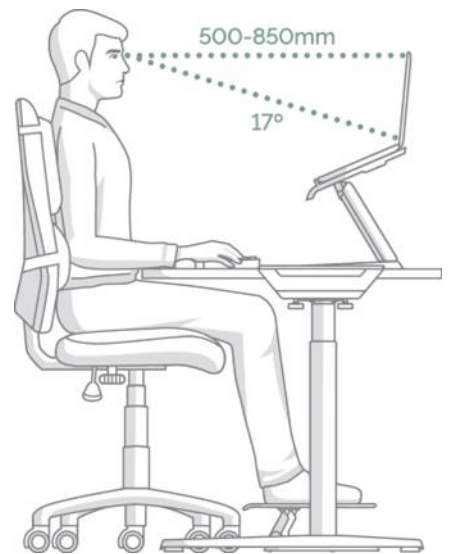


ZONE 3 RELIEVE NECK STRAIN

Achieve comfortable viewing.
Ensure your eyes are in line with
the top of your screen.

How to use a laptop stand

1. **Adjust the height:** Whether sitting or standing check that your laptop screen is roughly level with the top of your eyes
2. **Check the distance:** As per a monitor, make sure the screen is roughly arm's distance away from you.
3. **Tilt:** Tilt your screen upwards or downwards to create a more comfortable position for the neck
4. **External keyboard and mouse:** Always use an external keyboard and mouse when using a laptop riser.



Certifications:

EN ISO 9241-5 1999 Ergonomic requirements for office work with visual display terminals (VDT's): part 5: 1999, workstation layout and postural requirements.



Aftercare:

Cleaning: Wipe over with a damp microfibre cloth. Do not use any cleaning solutions.

Handling & Storage: Read and follow all instructions and warnings before use. This product is intended for indoor use only.

Dimensional Drawings:

