

Fellowes

Ergonomic Solutions



Hana™ LT

Writing/Document Slope

Hana™ LT

Writing/Document Slope

Features:

- Work inline and maintain good posture when using documents and writing to avoid neck and back discomfort.
- Achieve the perfect ergonomic position with 5 height and angle settings.
- Platform effortlessly glides forward, maximising desk space and creating an ergonomic writing area.
- Hidden accessory tray with device charging access.
- Includes magnetic line guide to hold paper and aid with reading.
- Made from materials which are 88% recyclable.
- Made to last with extended 5-year limited warranty.
- Awarded Ergonomic Excellence by Fira International.
- Independently tested to meet ergonomic requirements outlined in European Health and Safety Legislation: EN ISO 9241-5.



Specification:

Code	8055701	8065801
Colour	Black	White
Product Dimensions (H x W x D)	11.59 x 56.20 x 34.93 cm	
Product Weight	6.35 kg	
Outer Carton Dimensions (H x W x D)	64.01 x 19.05 x 42.55 cm	
Outer Carton Weight	7.48 kg	
Number of Height Adjustments	5	
Height Range	11.6 / 13.4 / 16.2 / 18.8 / 21.4 cm	
Angle Range	8/14/20/26/32°	
Weight capacity	5 kg	
Paper Size	A4 & A3	
Line Guide	Magnetic line guide	
Features	Magnetic Hidden storage tray with cable charging access	
Retail Barcode (UPC)	043859737000	043859749812
Outer Carton Barcode (SCS)	50043859737005	50043859749817
Quantity per Outer Carton	1	
Country of Origin	China	
Recyclability	88%	
Warranty	5 year limited	

Hana™ LT Writing/Document Slope

The Hana™ range offers aesthetic sophistication with effortless ergonomic functionality to fit around any user's workstyle and environment. Developed with the premium quality and performance that you would expect from a leader in workspace health & wellbeing



Ergonomic design

Work inline and maintain good posture when using documents and writing to avoid neck and back discomfort



Maximize desk space

Platform effortlessly glides forward, maximising desk space and creating an ergonomic writing area.



Magnetic line guide

Includes magnetic line guide to hold paper and aid with reading.

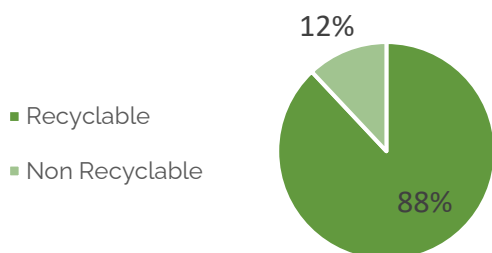


Charging access

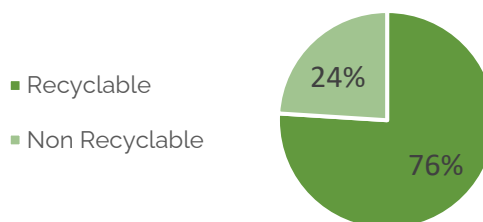
Hidden accessory tray with device charging access and cable management.

Recyclability:

Product



Packaging



Ergonomic Working:



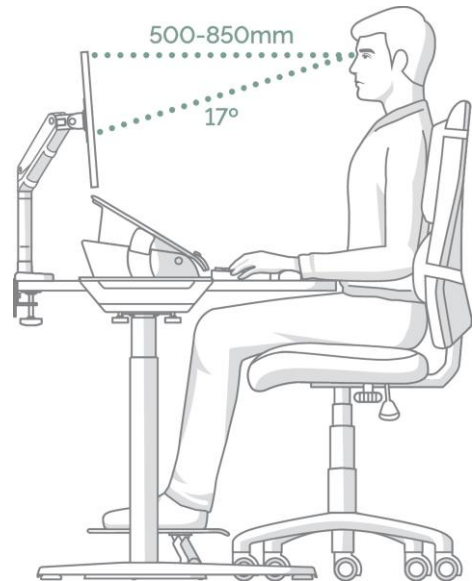
ZONE 3

RELIEVE NECK STRAIN

Achieve comfortable reading
Ensure your eyes are in line with paperwork by positioning it vertically.

How to use a writing / document slope

- 1. Position:** Place the slope between your monitor and your keyboard keeping your documents and keyboard directly in front of your body.
- 2. Check screen position:** Ensure that your main monitor is positioned at approximately arms' reach with the top of the screen roughly level with your eyes.
- 3. Viewing documents:** Adjust the angle of your writing/document slope so that the top of the platform is level with the bottom of your screen. Magnets and line guides can help keep paper in place and help you navigate to text faster.
- 4. Writing:** Lower the writing slope to its lowest position and pull the platform so that it is positioned over your keyboard, towards the edge of the desk. It should create a flat stable platform for writing without you having to lean forwards.
- 5. Lighting:** Make sure you have suitable lighting to view your documents.



Certifications:

Ergonomic Excellence by Fira International

EN ISO 9241-5 1999 Ergonomic requirements for office work with visual display terminals (VDT's): part 5: 1999, workstation layout and postural requirements.



Aftercare:

Cleaning: Wipe over with a damp microfibre cloth. Do not use any cleaning solutions.

Handling & Storage: Read and follow all instructions and warnings before use. This product is intended for indoor use only.

Dimensional Drawings:

