




FLIP-TOP TABLES

CHARACTERISTICS


WORKTOPS

<p>MELAMINE</p> 	<p>Melamine covered particle board panels 25 mm thick. 2 sides treated with an anti-reflective coating Panel density 630 - 710kg/m³ Bonded ABS edge banding 2 mm thick, rounded on upper and lower edges. Edge banding to match worktop finish</p> <p>Panels sourced from sustainably managed forests (PEFC). Fire rating M3 (combustible, moderately flammable) in accordance with the standard NF EN 13501-1 Panels are certified E1 (control of formaldehyde emissions), emitting 6.5 mg HCNO/ 100 mg mg and compliant with NF EN 717-2</p> <p>Melamine panels (except Brunswick oak R3 and Coffee oak M9) comply with the standard ISO 22196 for antibacterial properties.</p>
---	---

STRUCTURE AND BASES




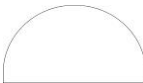
<p>STRUCTURE</p> 	<ul style="list-style-type: none"> > Square section tubular structure 40 x 40 mm, mounted on 2 metal hinge plates which support and pivot the worktop. Black metal structure. > Locking and unlocking by manual pressure via the circular metal bar ø 20 mm positioned at the front of the worktop. > Safety clip mechanism in working position or titled. > Tables can be joined together using metal connecting plates. Thumbscrews for tool-free assembly
<p>LEGS</p> 	<p>Metal "I"-shaped base with lateral clearance, consisting of a vertical shaft and an oval tubular base 60 x 30 mm.</p> <p>The ends of the base are finished with two injected ABS caps, dyed in the mass, in White (white legs), Aluminium grey (Aluminium grey or Grey legs) or Black (for all other leg finishes)</p> <p>Metal base fitted with 4 castors ø 75 mm, with 360° rotation, 2 with brakes.</p>





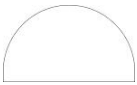
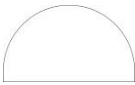
OPTIONS


<p>TEXTILE MODESTY BOARD</p> 	<p>Hinged modesty board designed for flip-top tables Galvanised sheet steel 2mm thick, fabric covered. Secures with inserts positioned beneath the melamine worktop.</p> <p>Total overall height beneath the worktop: H. 280 mm Useful lengths: the modesty board measures 300 mm less than the worktop</p> <ul style="list-style-type: none"> - Worktop L 1200 mm: Modesty board L 900 mm - Worktop L 1400 mm: L 1100 mm - Worktop L 1600 mm: L 1300 mm - Worktop L 1800 mm: L 1500 mm <p>Choice of 4 fabric types: Bondai, Xtrem CS, Step, Blazer</p>
---	--



DIMENSIONS

OVERALL DIMENSIONS (in mm)				
RECTANGULAR WORKTOPS				
	Depth	680		800
	Width	1200 /1400/ 1600		1200 /1400/ 1600/1800
	Height	735		735
HALF-MOON				
	Depth	780		825
	Width	1365		1650
	Height	735		735

SPACING BETWEEN LEGS (in mm)					
RECTANGULAR WORKTOPS					
	Width	1200	1400	1600	1800
	Spacing	920	1120	1320	1520
HALF-MOON					
	Width	1365			1650
	Spacing	620			620

SPACE TAKEN BY FOLDED TABLES (in mm)		
	1st table	Following table
Depth	740	109,5
Width	1400	60
Height	1119	1119

