

# TECHNICAL SPECIFICATIONS SHEET

# OSCAR

## FEATURES



### OFFICE CHAIR





<p>BACKREST</p>	<p><b>Fabric backrest</b>                    Internal structure, shell and decorative insert made from polypropylene / Injection moulded foam CMHR2818, thickness 50 mm, density 28kg/m<sup>3</sup>                    Padding effect realised using wire                    Height adjustment via rack-and-pinion(+ 70 mm)</p> <p><b>Mesh backrest</b>                    30% fibre glass reinforced polyamide frame covered with Mega type mesh from Fidivi, lumbar support made from ABS with polycarbonate fixings                    Frame and mesh assembled using staples                    Adjustment: fixed backrest with built-in adjustable lumbar support (+ 60 mm)</p>
<p>CONNECTOR ROD</p>	<p>  Steel rod 6 mm thick, polypropylene housing sheath                    Rod secured directly to the backrest and mechanism using screws</p>
<p>SEAT</p>	<p>  Plywood internal structure, polypropylene shell / injection moulded foam CMHR35, thickness 60 mm, density 54 kg/m<sup>3</sup>                  Padding effect realised with thread stitching</p> <p>  Adjustments: optional adjustable seat with 6 preset positions, spaced at 11 mm intervals with an overall range of 55 mm</p> <p>  Easily interchangeable seat                  &gt; Secured by 4 screws for the version without armrests                  &gt; Secured by 10 screws for the version with armrests</p>
<p>ARMRESTS</p>	<p><b>1D Armrests</b>                    Polyamide                    Height adjustment: 6 preset positions, spaced at 15 mm intervals with an overall range of 75 mm</p> <p><b>4D Armrests</b>                    Polyamide with flexible polyurethane (PU) armrest sleeve                    4 adjustment possibilities                  &gt; Width: 35 mm range of adjustment on each side                  &gt; Height: 11 positions spaced at 10 mm intervals with an overall range of 100 mm                  &gt; Depth: 5 positions spaced at 12.5 mm intervals with an overall range of 50 mm                  &gt; Rotation: 3 positions spaced at 10° intervals with an overall range of 20°</p>
<p>MECHANISM &amp; ADJUSTMENT SYSTEM</p>	<p><b>Synchro Comfort Mechanism</b>                  &gt; Synchronised seat and backrest inclination through 15°                  &gt; 5 adjustment setting possibilities                  &gt; Backrest tension adjustment performed using a hand wheel located at the front of the seat</p> <p><b>Ergonomic Synchro Mechanism</b>                  &gt; Synchronised seat and backrest inclination through 15°                  &gt; Backrest locking to 4 preset positions                  &gt; Backrest tension adjustment performed using a hand lever located to the side of the seat                  &gt; <b>Seat depth adjustment : 5,5 cm</b></p> <p><b>Synchro Self-Adjusting System</b>                  &gt; Synchronised seat and backrest inclination through 15°                  &gt; Backrest locking to 2 preset positions                  &gt; Backrest tension adjustment occurs automatically</p>
<p>LEGS</p>	<p><b>5-point star base in black finish</b>                    Black polyamide Ø 690 mm                    Gas lift mechanism, black finish, adjustment range of 125 mm</p> <p><b>Castors</b>                  &gt; Soft-floor castors Ø 50 mm (polypropylene castor housing and wheel)                  &gt; Hard-floor castors Ø 50 mm (polypropylene castor housing and wheel, non-marking thermoplastic rubber banding)                  &gt; Brake loaded soft- or hard-floor castors Ø 50 mm (polypropylene castor housing and wheel):                      castors lock automatically when the chair is in use (seated user)                  &gt; Brake unloaded soft- or hard-floor castors Ø 50 mm (polypropylene castor housing and wheel):                      castors lock automatically when the chair is not in use (no-one seated on the chair)</p>

DRAUGHTSMAN

LEGS	<p><b>5-point star base, identical to the office chair version</b></p> <p><b>Footrest:</b> chromed steel base ø 450 mm, polypropylene support</p> <p>Castor-mounted version:</p> <ul style="list-style-type: none"> <li>&gt; Brake loaded soft- or hard-floor castors Ø 50 mm (polypropylene castor housing and wheel): castors lock automatically when the chair is in use (seated user)</li> <li>&gt; Brake unloaded soft- or hard-floor castors Ø 50 mm (polypropylene castor housing and wheel): castors lock automatically when the chair is not in use (no-one seated on the chair)</li> </ul> <p><b>On glides:</b> ø 50 mm made from polypropylene</p>
------	---

DIMENSIONS & WEIGHT



	OFFICE CHAIR		DRAUGHTSMAN	
	 FABRIC HIGH BACK	 MESH HIGH BACK	 FABRIC HIGH BACK	 MESH HIGH BACK
<b>OVERALL DIMENSIONS (in mm)</b>				
Width	670	670	670	670
Depth	677	677	677	677
Height	1165	1125	1415	1375
<b>USEFUL DIMENSIONS (in mm)</b>				
Seat height	420 / 545		670 / 775	
Width x Seat depth	470 x 440		470 x 440	
Backrest height (Distance between top of backrest/top of seat)	550 - 620	580	550 - 620	580
Height 1D armrests (Distance between top of backrest/top of armrest)	160 / 235			
Height 4D armrests (Distance between top of backrest/top of armrest)	170 / 270			
<b>WEIGHT (kg)</b>				
Net weight	15.8	13.7	19	15.9
Max. weight 1D armrests	40			
Max. weight 4D armrests	40			
Max. load	120			

Made in France



For fabric and mesh backrest, excl. SQ base

