

ELTON

PROPERTIES



TASK CHAIR

<p>BACKREST & SEAT</p>	<p>Backrest and Seat in a single unit</p> <p>Frame of polyamide reinforced 35% by glass fibres. Width of 20 mm at backrest level, and > 20 mm at seat level.</p> <p>Fitting of the mesh to the frame: Mesh sewn and as one piece with the plastic frame.</p> <p>Seat front covered with polyurethane foam</p> <p>Cover:</p> <ul style="list-style-type: none"> > Mesh of polyester 47% and polyethylstomeric 53% / weight 523g/yd > Black Colour <p>Fixed backrest, non height-adjustable.</p>
<p>ARMRESTS</p>	<p>Fixed armrests of polyamide reinforced 35% with glass fibres, black colour RAL 9010</p>
<p>MECHANISM & ADJUSTMENTS</p>	<p>Off-centre tilting mechanism</p> <p>Inclination of the backrest 12°</p> <p>Possibility of locking the backrest in 3 positions, anti-return system</p> <p>Backrest tension adjusted by side handle</p>
<p>LEGS</p>	<p>5-Point Star Base</p> <p>Polyamide, \varnothing 690 mm</p> <p>Gas lift, black colour, 90 mm travel</p> <p>Castors: soft floor of nylon, \varnothing 65 mm</p>



VISITOR'S ARMCHAIR



<p>BACKREST & SEAT</p>	<p>Backrest and Seat in a single unit</p> <p>Frame of polyamide, reinforced 35% by glass fibres, Width of 20 mm at backrest level, and > 20 mm at seat level.</p> <p>Fitting of the mesh to the frame: Mesh sewn and as one piece with the plastic frame.</p> <p>Front of seat covered with a polyurethane foam</p> <p>Cover:</p> <ul style="list-style-type: none"> > Mesh of polyester 47% and polyethylstomeric 53% / weight 523g/yd > Black Colour <p>Fixed backrest, non height-adjustable.</p>
<p>MECHANISM & ADJUSTMENTS</p>	<p>Oscillating mechanism</p> <p>Inclination of the backrest 12°</p> <p>Possibility of locking the backrest in 1 position, anti-return system</p>





PROPERTIES

ARMRESTS	Fixed armrests of polyamide reinforced 35% with glass fibres, black colour RAL 9010
LEGS	5-Point Star Base Polyamide, \varnothing 690 mm Gas lift, black colour, 90 mm travel Castors: soft floor of nylon, \varnothing 65 mm

DIMENSIONS & WEIGHT

	TASK CHAIR	VISITOR'S CHAIR
		
OVERALL DIMENSIONS (in mm)		
Width	670	670
Depth	665	645
Height	1085-1170	925-1050
USEFUL DIMENSIONS (in mm)		
Seat height	430-515	425-550
Width x Depth of seat	480x460	480x460
WEIGHT (kg)		
Supported weight (kg)	110kg	110kg

PACKAGING

	TASK CHAIR	VISITOR'S CHAIR
		
PACKAGING BY PALLET		
Box size	625x730x1000	600x680x800
Quantity per box	1	1
Pallet size		
Pallet size	1250x800x2120	1250x800x2520
Number of units per pallet	4	6

