

A woman with short dark hair, wearing a dark long-sleeved top, a light-colored patterned scarf, and dark trousers, is sitting in a black ergonomic office chair. She is positioned at a white desk in an office environment. On the desk, there are two laptops; the one in front of her is open and displaying a dashboard with charts. Another laptop is further back on the desk. The background shows office cubicles and some potted plants. The entire image has a green tint. Overlaid on the lower half of the image is the text 'MTO TASK SEATING' in large white capital letters, followed by 'SYNCHRONISED CUSTOMABILITY' and 'AND COMFORT' in smaller white capital letters.

MTO TASK SEATING

SYNCHRONISED CUSTOMABILITY
AND COMFORT



KURA
364



MIKU
368



ORTHO PRO SERIES
372



TEGAN
376



KACEY
380



VIRGIL
382



SENZA
384



JOTA
388




ALTINO
392

KURA

PERFORMANCE TASK SEATING

The Kura mesh back task chair comes in a variety of forms, allowing customisation to your requirements. Select from a range of arm types and optional headrest depending on the ergonomic requirements of the user. Kura's breathable mesh back, depth and height adjusting lumbar and soft, padded seat ensure comfort for prolonged periods.





Product
warranty



Designed &
manufactured

Complies to
BS EN 1335-1
BS EN 1335-2
BS EN 9241-5
BS 5459-2



Mesh



Mesh with Arms



Mesh Exec



Synchro - Weight Balanced Mechanism

CODE	Fabric bands				
	A	B	C	D	E
MESH BACK					
KUK10 No arms	£575	£595	£615	£655	£695

CODE	Fabric bands				
	A	B	C	D	E
MESH BACK					
KUK13 3D arms	£675	£695	£715	£755	£795
KUK14 4D arms	£700	£720	£740	£780	£820

CODE	Fabric bands				
	A	B	C	D	E
MESH BACK					
KUK22 2D arms	£780	£800	£820	£860	£900

DIMENSIONS

Overall width **680**
Overall depth **600**
Overall height **990-1110**
Seat width **480**
Seat depth **530**
Seat height **480-600**
Back width **470**
Back height **570**

FEATURES

Gas lift adjustment
Synchro weight balancing mechanism
Back tilt with 3 locking positions
Single level control
Lumbar depth & height adjustment
Seat depth adjustment
60mm twin wheel castor
Black nylon 5 star base
Optional seat border

DIMENSIONS

Overall width **680**
Overall depth **600**
Overall height **990-1110**
Seat width **480**
Seat depth **530**
Seat height **480-600**
Back width **470**
Back height **570**

FEATURES

Gas lift adjustment
Synchro weight balancing mechanism
Back tilt with 3 locking positions
Single level control
Lumbar depth & height adjustment
Seat depth adjustment
3D or 4D armrests
60mm twin wheel castor
Black nylon 5 star base
Optional seat border

DIMENSIONS

Overall width **680**
Overall depth **600**
Overall height **990-1110**
Seat width **480**
Seat depth **530**
Seat height **480-600**
Back width **470**
Back height **570**

FEATURES

Gas lift adjustment
Synchro weight balancing mechanism
Back tilt with 3 locking positions
Single level control
Lumbar depth & height adjustment
Seat depth adjustment
2D armrests with aluminium support
60mm twin wheel castor
Polished aluminium 5 star base
Optional seat border

EXTRAS



Aluminium base
+£45



Contrasting side panels

FABRIC OPTIONS

Please specify extras when ordering

Mesh with Headrest



Mesh with Headrest



Exec with Headrest



Synchro - Weight Balanced Mechanism

CODE	Fabric bands				
	A	B	C	D	E
MESH BACK WITH HEADREST					
KUKH10 No arms	£675	£695	£715	£755	£795

DIMENSIONS
 Overall width **680**
 Overall depth **600**
 Overall height **1200-1320**
 Seat width **480**
 Seat depth **530**
 Seat height **480-600**
 Back width **470**
 Back height **570**

FEATURES
 Gas lift adjustment
 Synchro weight balancing mechanism
 Back tilt with 3 locking positions
 Single level control
 Lumbar depth & height adjustment
 Seat depth adjustment
 60mm twin wheel castor
 Black nylon 5 star base
 Optional seat border
 Headrest with mesh finish

EXTRAS



Aluminium base
+£45

CODE	Fabric bands				
	A	B	C	D	E
MESH BACK WITH HEADREST					
KUKH13 3D arms	£775	£795	£815	£855	£895
KUKH14 4D arms	£800	£820	£840	£880	£920

DIMENSIONS
 Overall width **680**
 Overall depth **600**
 Overall height **1200-1320**
 Seat width **480**
 Seat depth **530**
 Seat height **480-600**
 Back width **470**
 Back height **570**

FEATURES
 Gas lift adjustment
 Synchro weight balancing mechanism
 Back tilt with 3 locking positions
 Single level control
 Lumbar depth & height adjustment
 Seat depth adjustment
 3D or 4D armrests
 60mm twin wheel castor
 Black nylon 5 star base
 Optional seat border
 Headrest with mesh finish

FABRIC OPTIONS



Contrasting side panels

CODE	Fabric bands				
	A	B	C	D	E
MESH BACK WITH HEADREST KUK10					
KUKH22 2D arms	£820	£840	£860	£900	£940

DIMENSIONS
 Overall width **680**
 Overall depth **600**
 Overall height **1200-1320**
 Seat width **480**
 Seat depth **530**
 Seat height **480-600**
 Back width **470**
 Back height **570**

FEATURES
 Gas lift adjustment
 Synchro weight balancing mechanism
 Back tilt with 3 locking positions
 Single level control
 Lumbar depth & height adjustment
 Seat depth adjustment
 2D armrests with aluminium support
 60mm twin wheel castor
 Polished aluminium 5 star base
 Optional seat border
 Headrest with mesh finish

MIKU

PERFORMANCE TASK SEATING

Crafted using cutting-edge technology, Miku is designed to meet the intense demands of the modern workplace. The task chair is a crucial element of any office space, and Miku's ergonomics, adjustability, and intelligent weight-balancing mechanism combine for a truly tailored seating experience for optimal productivity.





5 Product warranty

 Designed & manufactured

BS EN 1335-1
BS EN 1335-2
BS EN 9241-5
BS 5459-2



Fabric



Fabric with Headrest



Fabric Exec



Fabric Exec with Headrest



Synchro - Weight Balanced Mechanism

CODE	Fabric bands				
	A	B	C	D	E
FABRIC BACK NO HEADREST					
MKF10 no arms	£600	£620	£640	£680	£720
MKF13 3D arms	£700	£720	£740	£780	£820
MKF14 4D arms	£720	£740	£760	£800	£840

CODE	Fabric bands				
	A	B	C	D	E
FABRIC BACK WITH HEADREST					
MKFH10 no arms	£700	£720	£740	£780	£820
MKFH13 3D arms	£800	£820	£840	£880	£920
MKFH14 4D arms	£820	£840	£860	£900	£940

CODE	Fabric bands				
	A	B	C	D	E
FABRIC BACK NO HEADREST					
MKF22 2D arms	£750	£770	£790	£830	£870

CODE	Fabric bands				
	A	B	C	D	E
FABRIC BACK WITH HEADREST					
MKFH22 2D arms	£850	£870	£890	£930	£970

DIMENSIONS

Overall width **680**
Overall depth **600**
Overall height **1020-1220**
Seat width **480**
Seat depth **450-520**
Seat height **450-570**
Back width **450**
Back height **570-650**

FEATURES

Gas lift adjustment
Synchro weight balancing mechanism
Back tilt with 3 locking positions
Single level control
Back height ratchet adjustable
Seat depth adjustment
2D armrests with aluminium support
60mm twin wheel castor
Black nylon 5 star base
Optional seat border

DIMENSIONS

Overall width **680**
Overall depth **600**
Overall height **1210-1410**
Seat width **480**
Seat depth **450-520**
Seat height **450-570**
Back width **450**
Back height **570-650**

FEATURES

Gas lift adjustment
Synchro weight balancing mechanism
Back tilt with 3 locking positions
Single level control
Back height ratchet adjustable
Seat depth adjustment
2D armrests with aluminium support
60mm twin wheel castor
Black nylon 5 star base
Optional seat border

DIMENSIONS

Overall width **680**
Overall depth **600**
Overall height **1020-1220**
Seat width **480**
Seat depth **450-520**
Seat height **450-570**
Back width **450**
Back height **570-650**

FEATURES

Gas lift adjustment
Synchro weight balancing mechanism
Back tilt with 3 locking positions
Single level control
Back height ratchet adjustable
Seat depth adjustment
2D armrests with aluminium support
60mm twin wheel castor
Polished aluminium 5 star base
Optional contrast fabric
Optional seat & backrest border

DIMENSIONS

Overall width **680**
Overall depth **600**
Overall height **1210-1410**
Seat width **480**
Seat depth **450-520**
Seat height **450-570**
Back width **450**
Back height **570-650**

FEATURES

Gas lift adjustment
Synchro weight balancing mechanism
Back tilt with 3 locking positions
Single level control
Back height ratchet adjustable
Seat depth adjustment
2D armrests with aluminium support
60mm twin wheel castor
Polished aluminium 5 star base
Optional contrast fabric
Optional seat & backrest border

EXTRAS



Lumbar support
+£35



Aluminium base
+£45

FABRIC OPTIONS



Two tone fabrics



Contrasting side panels

Please specify extras and fabrics options when ordering

Mesh



Mesh with Headrest



Mesh Exec



Mesh Exec with Headrest



Synchro - Weight Balanced Mechanism

CODE	Fabric bands				
	A	B	C	D	E
MESH BACK NO HEADREST					
MKM10 no arms	£580	£600	£620	£660	£700
MKM13 3D arms	£680	£700	£720	£760	£800
MKM14 4D arms	£700	£720	£740	£780	£820

DIMENSIONS
 Overall width 680
 Overall depth 600
 Overall height 1020-1220
 Seat width 480
 Seat depth 450-520
 Seat height 450-570
 Back width 450
 Back height 570-650

FEATURES
 Gas lift adjustment
 Synchro weight balancing mechanism
 Back tilt with 3 locking positions
 Single level control
 Back height ratchet adjustable
 Seat depth adjustment
 No arms, 3D or 4D armrests
 60mm twin wheel castor
 Black nylon 5 star base
 Optional seat border

CODE	Fabric bands				
	A	B	C	D	E
MESH BACK WITH HEADREST					
MKMH10 no arms	£680	£700	£720	£760	£800
MKMH13 3D arms	£780	£800	£820	£860	£900
MKMH14 4D arms	£800	£820	£840	£880	£920

DIMENSIONS
 Overall width 680
 Overall depth 600
 Overall height 1210-1410
 Seat width 480
 Seat depth 450-520
 Seat height 450-570
 Back width 450
 Back height 570-650

FEATURES
 Gas lift adjustment
 Synchro weight balancing mechanism
 Back tilt with 3 locking positions
 Single level control
 Back height ratchet adjustable
 Seat depth adjustment
 No arms, 3D or 4D armrests
 60mm twin wheel castor
 Black nylon 5 star base
 Optional seat border

CODE	Fabric bands				
	A	B	C	D	E
MESH BACK NO HEADREST					
MKM22 2D arms	£750	£770	£790	£830	£870

DIMENSIONS
 Overall width 680
 Overall depth 600
 Overall height 1020-1220
 Seat width 480
 Seat depth 450-520
 Seat height 450-570
 Back width 450
 Back height 570-650

FEATURES
 Gas lift adjustment
 Synchro weight balancing mechanism
 Back tilt with 3 locking positions
 Single level control
 Back height ratchet adjustable
 Seat depth adjustment
 2D armrests with aluminium support
 60mm twin wheel castor
 Polished aluminium 5 star base
 Optional seat border

CODE	Fabric bands				
	A	B	C	D	E
MESH BACK WITH HEADREST					
MKMH22 2D arms	£850	£870	£890	£930	£970

DIMENSIONS
 Overall width 680
 Overall depth 600
 Overall height 1210-1410
 Seat width 480
 Seat depth 450-520
 Seat height 450-570
 Back width 450
 Back height 570-650

FEATURES
 Gas lift adjustment
 Synchro weight balancing mechanism
 Back tilt with 3 locking positions
 Single level control
 Back height ratchet adjustable
 Seat depth adjustment
 2D armrests with aluminium support
 60mm twin wheel castor
 Polished aluminium 5 star base
 Optional contrast fabric
 Optional seat & backrest border

EXTRAS



Aluminium base
+£45

FABRIC OPTIONS



Contrasting side panels


Please specify extras and fabrics options when ordering

ORTHO PRO SERIES

ERGONOMIC TASK SEATING

Ortho Pro is a series of 3 chairs designed to offer maximum ergonomic design and support improved posture in the office and at home. The series offers 3 different back designs to suit a wide range of body shapes and sizes. A wide range of optional extras can be added to ensure perfect alignment of the spine, hips and shoulders.





Product
warranty



Designed &
manufactured

Complies to
EN1335-1:2000
EN1335-2:2009
BS 5459-2:2000+A2:2008



MTO TASK CHAIR

500 Series



600 Series



600 Series with Headrest



700 Series



Asynchro Mechanism

	Fabric bands				
CODE	A	B	C	D	E
OP500 No arms	£450	£500	£550	£600	£650
OP501 4D arms	£525	£575	£625	£675	£725

	Fabric bands				
CODE	A	B	C	D	E
OP600 No arms	£500	£550	£600	£650	£700
OP601 4D arms	£575	£625	£675	£725	£775

	Fabric bands				
CODE	A	B	C	D	E
OPH600 No arms	£600	£650	£700	£750	£800
OPH601 4D arms	£675	£725	£775	£825	£875

	Fabric bands				
CODE	A	B	C	D	E
OP700 No arms	£550	£600	£650	£700	£750
OP701 4D arms	£625	£675	£725	£775	£825



Plastic back with fabric front



Full Fabric back



Full Fabric back with headrest



Full Fabric back

DIMENSIONS

Overall width **648** (with arms **686**)
Overall depth **648**
Overall height **952-1187**
Seat width **533**
Seat depth **432-483**
Seat height **470-559**
Back width **470**
Back height **570-635**

FEATURES

Gas lift adjustment
Heavy duty mechanism
Back height adjustment
Seat depth adjustment
Back rake adjustment
Weight tension control
Independent seat tilt

ARMS

4d adjustable
2 dimensional arm pad
Soft PU arm pad

DIMENSIONS

Overall width **648** (with arms **686**)
Overall depth **648**
Overall height **920-1155**
Seat width **533**
Seat depth **432-483**
Seat height **450-565**
Back width **470**
Back height **530-615**

FEATURES

Gas lift adjustment
Heavy duty mechanism
Back height adjustment
Seat depth adjustment
Back rake adjustment
Weight tension control
Independent seat tilt

ARMS

4d adjustable
2 dimensional arm pad
Soft PU arm pad

DIMENSIONS

Overall width **648** (with arms **686**)
Overall depth **648**
Overall height **920-1359**
Seat width **533**
Seat depth **432-483**
Seat height **450-565**
Back width **470**
Back height **690-755**

FEATURES

Gas lift adjustment
Heavy duty mechanism
Back height adjustment
Seat depth adjustment
Back rake adjustment
Weight tension control
Independent seat tilt
Height adjustable headrest

ARMS

4d adjustable
2 dimensional arm pad
Soft PU arm pad

DIMENSIONS

Overall width **648** (with arms **686**)
Overall depth **648**
Overall height **1168-1333**
Seat width **533**
Seat depth **432-483**
Seat height **450-565**
Back width **470**
Back height **690-755**

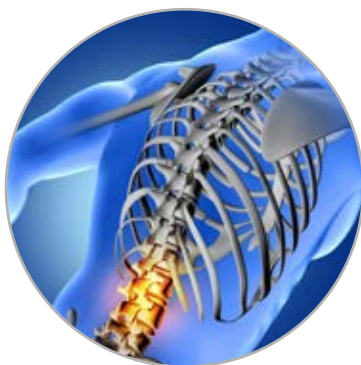
FEATURES

Gas lift adjustment
Heavy duty mechanism
Back height adjustment
Seat depth adjustment
Back rake adjustment
Weight tension control
Independent seat tilt

ARMS

4d adjustable
2 dimensional arm pad
Soft PU arm pad

Ergonomic design to improve posture to ensure perfect alignment of the spine, hips and shoulders, reducing the pressure on the lumbar and coccyx areas



Avoid unnecessary pressure on the spine

Thorax support
Your thoracic spine consists of 12 vertebrae, T1 to T12

Lumbar support
Lower back region of your spinal column or backbone, L1 to L5

Coccyx area
Coccyx option reduces pressure on your coccyx



Optional extras

Please select the required options from the order form

Coccyx cut out £65

Coccyx cut out reduces the pressure applied to the coccyx at the base of the spine while seated. The foam in the area has been replaced with a lower density to relieve pain.



Air release seat £100

For a softer seat release the self inflating air from the seat pad



Inflatable thorax £35

Inflatable thorax supports the spine in the upper back region through ensuring the gap between the thoracic part of the spine and the back is filled.



Inflatable lumbar £35

Inflatable lumbar provides support to the lower back and promotes good ergonomic posture. Inflating the internal lumbar reduces strain on the spine.



Base £45
Polished 5 star base

TEGAN

TASK SEATING

Tegan is an ergonomic and sophisticated seating solution that provides exceptional comfort throughout the working day, whether you are located in the main office or a meeting room. Tegan offers a breathable mesh or fully upholstered back option as an operator chair, 4 leg meeting chair or cantilever frame visitors chair, all with a contoured padded seat and an infinite variety of fabrics to suit every design direction.




Complies to
BS EN1335-1:2020
BS EN1335-2:2018





MTO TASK CHAIR



Mesh 200 Series



Synchronised Mechanism

Fabric 200 Series



Mesh 100 Series



Permanent contact mechanism

Fabric 100 Series



	Fabric bands				
CODE	A	B	C	D	E
MESH BACK					
TGM20-000 No arms	£363	£373	£383	£414	£435
TGM21-000 2D arms	£425	£435	£446	£466	£487
TGM22-000 3D arms	£446	£456	£466	£487	£508

	Fabric bands				
CODE	A	B	C	D	E
FABRIC BACK NO HEADREST					
TGF20-000 No arms	£336	£349	£361	£375	£400
TGF21-000 2D arms	£400	£412	£426	£437	£463
TGF22-000 3D arms	£426	£437	£452	£463	£489

	Fabric bands				
CODE	A	B	C	D	E
FABRIC BACK WITH HEADREST					
TGFH22-000 3D arms	£497	£509	£522	£535	£559

	Fabric bands				
CODE	A	B	C	D	E
MESH BACK					
TGM10-000 No arms	£311	£321	£332	£352	£373
TGM11-000 2D arms	£363	£373	£383	£404	£425
TGM12-000 3D arms	£383	£394	£404	£425	£446

	Fabric bands				
CODE	A	B	C	D	E
FABRIC BACK NO HEADREST					
TGF10-000 No arms	£259	£270	£280	£301	£321
TGF11-000 2D arms	£311	£327	£337	£352	£373
TGF12-000 3D arms	£332	£342	£352	£373	£393

	Fabric bands				
CODE	A	B	C	D	E
FABRIC BACK WITH HEADREST					
TGFH12-000 3D arms	£432	£446	£457	£471	£497

DIMENSIONS
 Overall width 680
 Overall depth 590
 Overall height 1005-1130
 Seat width 480
 Seat depth 475
 Seat height 480-605
 Back width 470
 Back height 525

DIMENSIONS
 Overall width 680
 Overall depth 590
 Overall height 1005-1130 (headrest 1220-1345)
 Seat width 480
 Seat depth 475
 Seat height 480-605
 Back width 470
 Back height 525

DIMENSIONS
 Overall width 680
 Overall depth 590
 Overall height 1005-1130
 Seat width 480
 Seat depth 475
 Seat height 480-605
 Back width 470
 Back height 525

DIMENSIONS
 Overall width 680
 Overall depth 590
 Overall height 1005-1130 (headrest 1220-1345)
 Seat width 480
 Seat depth 475
 Seat height 480-605
 Back width 470
 Back height 525

FEATURES
 Gas lift adjustment
 Back rake adjustment
 Back height ratchet adjustment
 Back tilt with 5 locking positions
 Anti shock back
 User weight tension control

FEATURES
 Gas lift adjustment
 Back rake adjustment
 Back height ratchet adjustment
 Back tilt with 5 locking positions
 Anti shock back
 User weight tension control
 Optional adjustable headrest

FEATURES
 Gas lift adjustment
 Back rake adjustment
 Back height adjustment
 Back lockable in any position
 Optional adjustable headrest

FEATURES
 Gas lift adjustment
 Back rake adjustment
 Back height adjustment by hand wheel
 Back lockable in any position
 Optional adjustable headrest

EXTRAS



Lumbar support
00L +£35



Seat slide
0S0 +£35



Chrome base
C00 +£45

Combine any options on fabric task seating
 For Lumbar support change code to -00L (+£35), for seat slide change to -0S0 (+£35), Chrome base replace with -C00 (+£45).
 eg. TGF20-C0L Chrome base & Lumbar +£90

Mesh

Fabric

Mesh

Fabric



25mm diameter legs with nylon feet

25mm diameter cantilever frame with glides

	Fabric bands				
CODE	A	B	C	D	E
MESH BACK					
TGM200	£363	£373	£383	£394	£414
Fixed arms					

	Fabric bands				
CODE	A	B	C	D	E
FABRIC BACK					
TGF200	£363	£373	£383	£404	£425
Fixed arms					

	Fabric bands				
CODE	A	B	C	D	E
MESH BACK					
TGM100	£321	£332	£342	£352	£363
Fixed arms					

	Fabric bands				
CODE	A	B	C	D	E
FABRIC BACK					
TGF100	£321	£332	£342	£352	£363
Fixed arms					

DIMENSIONS
Overall width 640
Overall depth 550
Overall height 930
Seat width 420
Seat depth 460
Seat height 470
Back width 440
Back height 550

FEATURES
25mm diameter frame
Nylon feet
Fixed arm rest

DIMENSIONS
Overall width 640
Overall depth 550
Overall height 930
Seat width 420
Seat depth 460
Seat height 470
Back width 440
Back height 550

FEATURES
25mm diameter frame
Nylon feet
Fixed arm rest

DIMENSIONS
Overall width 640
Overall depth 550
Overall height 930
Seat width 420
Seat depth 460
Seat height 470
Back width 440
Back height 550

FEATURES
25mm diameter frame
Glides on frame
Fixed arm rest

DIMENSIONS
Overall width 640
Overall depth 550
Overall height 930
Seat width 420
Seat depth 460
Seat height 470
Back width 440
Back height 550

FEATURES
25mm diameter frame
Glides on frame
Fixed arm rest

KACEY

TASK SEATING

Kacey is the definition of mesh back seating for the modern office and is the perfect chair for those who spend hours sitting at the computer and then quick to change between shifts. Fully public sector approved, Kacey can be adjusted to many positions to suit the unique needs of the user.





Product
warranty



Designed &
manufactured

BS EN 1335-1
BS EN 1335-2
BS EN 9241 -5
BS 5459-2



Mesh



Synchronised Weight Balanced Mechanism

CODE	Fabric bands				
	A	B	C	D	E
MESH BACK					
KCY400T1-K 4D arms	£466	£492	£518	£544	£570

DIMENSIONS

Overall width **635**
Overall depth **600**
Overall height **1000-1090**
Seat width **500**
Seat depth **500**
Seat height **460-550**
Back width **460**
Back height **560**
Arm height from floor **600-820**

FEATURES


Gas lift adjustment
Weight tension control
Synchro seat and back lockable
Integrated seat depth adjustment
Adjustable lumbar
Integrated seat slide
4D adjustable

VIRGIL

TASK SEATING

Virgil chair combines function, comfort, and elegant design. With distinctive silhouette and intelligent controls, it is a user-friendly and intuitive chair that is easily adjusted for instant comfort. Simple lines and fully upholstered finish complement Virgil's ergonomic appeal. Choose arms and you have a fully adjustable arm with movement in four directions.





Product
warranty



Designed &
manufactured

Complies to
BS EN 1335-1
BS EN 1335-2



Fabric



Synchro Weight Balanced Mechanism

CODE	Fabric bands				
	A	B	C	D	E
FABRIC BACK					
VG40-050 No arms	£510	£530	£550	£570	£590
VG46-050 With arms	£550	£570	£590	£610	£630

DIMENSIONS

Overall width 650
Overall depth 600
Overall height 990-1110
Seat width 520
Seat depth 480
Seat height 450-570
Back width 440
Back height 550

FEATURES

Gas lift adjustment
Weight tension control
Synchro seat and back lockable
Seat depth adjustment
Adjustable lumbar
Integrated seat slide

EXTRAS



Lumbar support
OSL +£35



Chrome base
CS0 +£55

Combine any options on fabric task seating
For Lumbar support change code to -OSL (+£35)
Chrome base replace with -CS0 (+£55)
eg. VG400-CSL Chrome base & Lumbar +£90

SENZA

TASK SEATING

Comfort, reliability and affordability are the key attributes of the Senza operator and visitor chairs, with their curvaceous profile and vast array of options that deliver style as well as substance. Equipped with ergonomic features, a high back, extra high back and mesh back options together with draughtsman and visitor chairs, this seating family easily provides the comfort needed for a long day at work.



EN1335-1:2000
EN1335-2:2009
BS 5459-2:2000+A2:2008





Ergo

XL

High



Asynchrio or PCB Mechanism



Asynchrio Mechanism



Fabric bands					
CODE	A	B	C	D	E
FABRIC BACK					
SXERGOA PCB	£487	£497	£508	£528	£549
SXERGOB Asynchrio	£508	£518	£528	£549	£570

DIMENSIONS

Overall width 680
Overall depth 650
Overall height 1120-1250
Seat width 520
Seat depth 500
Seat height 470-600
Back width 590
Back height 590

FEATURES

Back rake adjustment
Back height ratchet adjustment
Weight tension control
Lumbar support
Seat depth adjustment
Independent seat tilt adjustment (SXERGOA only)

Fabric bands					
CODE	A	B	C	D	E
FABRIC BACK					
SX40-000 No arms	£364	£381	£397	£436	£489
SX43-000 Fixed arms	£391	£405	£423	£461	£515
SX44-000 Adjustable arms	£430	£449	£461	£504	£556
SX46-000 Folding arms	£454	£471	£487	£527	£581

DIMENSIONS

Overall width 680
Overall depth 650
Overall height 1050-1180
Seat width 520
Seat depth 500
Seat height 540-670
Back width 480
Back height 590

FEATURES

Gas lift adjustment
Back rake adjustment
Back height ratchet adjustment
Independent seat tilt adjustment

Fabric bands					
CODE	A	B	C	D	E
FABRIC BACK					
SH40-000 No arms	£321	£332	£342	£363	£383
SH43-000 Fixed arms	£342	£352	£363	£383	£404
SH44-000 Adjustable arms	£389	£399	£409	£430	£451
SH46-000 Folding arms	£399	£409	£420	£440	£461

DIMENSIONS

Overall width 680
Overall depth 650
Overall height 970-1100
Seat width 520
Seat depth 500
Seat height 470-600
Back width 450
Back height 500

FEATURES

Gas lift adjustment
Back rake adjustment
Back height ratchet adjustment
Independent seat tilt adjustment

EXTRAS



Lumbar support
00L +£35



Seat slide
050 +£35



Chrome base
C00 +£45

Combine any options on fabric task seating
For Lumbar support change code to -00L (+£35), for seat slide change to -050 (+£35), Chrome base replace with -C00 (+£45).
eg. SX44-05L Seat slide & Lumbar +£70

Mesh



Asynchrio Mechanism

CODE	Fabric bands				
	A	B	C	D	E
MESH BACK					
SM40-000 No arms	£327	£337	£347	£358	£368
SM43-000 Fixed arms	£360	£370	£380	£391	£401
SM44-000 Adjustable arms	£396	£406	£417	£427	£437
SM46-000 Folding arms	£423	£433	£443	£454	£464

DIMENSIONS
Overall width **680**
Overall depth **650**
Overall height **1030-1160**
Seat width **520**
Seat depth **500**
Seat height **470-600**
Back width **480**
Back height **570**

FEATURES
Gas lift adjustment
Back rake adjustment
Back height ratchet adjustment
Independent seat tilt adjustment

Draughtsman



CODE	Fabric bands				
	A	B	C	D	E
MESH BACK					
SMD40-000 No arms	£450	£461	£476	£488	£502
SMD43-000 Fixed arms	£475	£487	£501	£514	£528
SMD44-000 Adjustable arms	£500	£512	£526	£538	£552

DIMENSIONS
Overall width **620**
Overall depth **550**
Overall height **1090-1340**
Seat width **480**
Seat depth **460**
Seat height **550-880**
Back height **530**
Back width **460**

FEATURES
Gas lift adjustment
Back rake adjustment
Back height adjustment

Visitor



Chrome cantilever frame with arms

CODE	Fabric bands				
	A	B	C	D	E
FABRIC BACK					
SC00-000 Fixed arms	£363	£373	£383	£404	£425

DIMENSIONS
Overall width **565**
Overall depth **625**
Overall height **900**
Seat width **510**
Seat depth **490**
Seat height **440**
Back width **450**
Back height **495**

EXTRAS



Lumbar support
00L +£35



Seat slide
0S0 +£35



Chrome base
C00 +£45

Combine options on mesh task seating
For seat slide change to **-0S0 (+£35)**, Chrome base replace with **-C00 (+£45)**.
eg. **SM40-CS0** Chrome base & seat slide **+£80**

JOTA


TASK SEATING

Jota has a traditional oval shaped back design in a number of sizes with high density seat and back foam for maximum user comfort. With so many adjustable settings in the fabric, mesh, draughtsman and visitor chairs, the Jota seating family offers the ideal configuration for any hard-working professional, eliminating aches and pains associated with improper support.



EN1335-1:2000
EN1335-2:2009
BS 5459-2:2000+A2:2008





MTO TASK CHAIR



Jota | Task Seating Families

Ergo



Asynchrio or PCB Mechanism

XXL



Asynchro Mechanism

XL



Draughtsman



PCB Mechanism

	Fabric bands				
CODE	A	B	C	D	E
FABRIC BACK					
JXERGOA PCB	£446	£456	£466	£487	£508
JXERGOB Asynchro	£487	£497	£508	£528	£549

	Fabric bands				
CODE	A	B	C	D	E
FABRIC BACK					
JX40-000 No arms	£311	£321	£332	£352	£373
JX43-000 Fixed arms	£337	£347	£358	£378	£399
JX44-000 Adjustable arms	£373	£383	£394	£414	£435
JX46-000 Folding arms	£394	£404	£414	£435	£456

	Fabric bands				
CODE	A	B	C	D	E
FABRIC BACK					
JH40-000 No arms	£290	£301	£311	£332	£352
JH43-000 Fixed arms	£311	£321	£332	£352	£373
JH44-000 Adjustable arms	£352	£363	£373	£394	£414
JH46-000 Folding arms	£373	£383	£394	£414	£435

	Fabric bands				
CODE	A	B	C	D	E
FABRIC BACK					
VD20-000 No arms	£266	£282	£300	£340	£392
VD21-000 Fixed arms	£291	£306	£324	£364	£416
VD22-000 Adjustable arms	£324	£340	£357	£397	£450

	Fabric bands				
CODE	A	B	C	D	E
MESH BACK					
VMD20-000 No arms	£356	£371	£382	£398	£411
VMD21-000 Fixed arms	£423	£434	£451	£462	£479
VMD22-000 Adjustable arms	£454	£469	£482	£497	£509

DIMENSIONS
Overall width 680
Overall depth 650
Overall height 1040-1240
Seat width 520
Seat depth 500
Seat height 470-600
Back width 500
Back height 590

FEATURES
Gas lift adjustment
Back rake adjustment
Back height ratchet adjustment
Weight tension control
Lumbar support
Seat depth adjustment
Independent seat tilt adjustment (JXERGOA only)

DIMENSIONS
Overall width 680
Overall depth 650
Overall height 970-1170
Seat width 520
Seat depth 500
Seat height 440-560
Back width 480
Back height 590

FEATURES
Gas lift adjustment
Back rake adjustment
Back height ratchet adjustment
Independent seat tilt adjustment

EXTRAS

DIMENSIONS
Overall width 680
Overall depth 650
Overall height 940-1140
Seat width 520
Seat depth 500
Seat height 440-560
Back width 450
Back height 510

FEATURES
Gas lift adjustment
Back rake adjustment
Back height ratchet adjustment
Independent seat tilt adjustment

DIMENSIONS
Overall width 670
Overall depth 600
Overall height 990-1260
Seat width 470
Seat depth 450
Seat height 590-860
Back width 420
Back height 400

FEATURES
Gas lift adjustment
Back rake adjustment
Back height adjustment
Folding back rest
Foot ring



Lumbar support
00L +£35



Seat slide
0S0 +£35



Chrome base
C00 +£45

Combine any options on fabric task seating
For Lumbar support change code to -00L (+£35), for seat slide change to -0S0 (+£35), Chrome base replace with -C00 (+£45).
eg. JX46-CSL Chrome base, Seat slide & Lumbar +£115

High



Medium



Mesh



Visitor



PCB Mechanism

Frame in black or chrome

	Fabric bands				
CODE	A	B	C	D	E
PCB FABRIC BACK					
VH10-000 No arms	£207	£213	£218	£239	£259
VH11-000 Fixed arms	£228	£233	£239	£259	£280
VH12-000 Adjustable arms	£259	£264	£270	£290	£311

ASYNCHRO FABRIC BACK					
VH20-000 No arms	£223	£228	£233	£254	£275
VH21-000 Fixed arms	£244	£249	£254	£275	£295
VH22-000 Adjustable arms	£275	£280	£285	£306	£327

DIMENSIONS	
Overall width	670
Overall depth	600
Overall height	920-1120
Seat width	470
Seat depth	450
Seat height	440-560
Back width	420
Back height	530

FEATURES	
Gas lift adjustment	
Back rake adjustment	
Back height adjustment	
Independent seat tilt adjustment (VH20-22 only)	

	Fabric bands				
CODE	A	B	C	D	E
FABRIC BACK					
VM10-000 No arms	£197	£202	£207	£228	£249
VM11-000 Fixed arms	£218	£223	£228	£249	£270
VM12-000 Adjustable arms	£249	£254	£259	£280	£301

DIMENSIONS	
Overall width	670
Overall depth	600
Overall height	840-960
Seat width	470
Seat depth	450
Seat height	440-560
Back width	430
Back height	530

FEATURES	
Gas lift adjustment	
Back rake adjustment	
Back height adjustment	

	Fabric bands				
CODE	A	B	C	D	E
MESH BACK					
VMH10-000 No arms	£259	£264	£270	£290	£311
VMH11-000 Fixed arms	£280	£285	£290	£311	£332
VMH12-000 Adjustable arms	£306	£311	£316	£337	£358

DIMENSIONS	
Overall width	670
Overall depth	600
Overall height	870-990
Seat width	470
Seat depth	450
Seat height	440-560
Back width	430
Back height	530

FEATURES	
Gas lift adjustment	
Back rake adjustment	
Back height adjustment	

	Fabric bands				
CODE	A	B	C	D	E
BLACK BASE					
VC00-000 No arms	£266	£282	£300	£340	£392
VC01-000 Fixed arms	£291	£306	£324	£364	£416

CHROME BASE					
VC00-C00 No arms	£315	£325	£345	£385	£435
VC01-C00 Fixed arms	£335	£350	£365	£415	£460

DIMENSIONS	
Overall width	670
Overall depth	605
Overall height	880
Seat width	470
Seat depth	450
Seat height	480
Back width	420
Back height	400

EXTRAS



Lumbar support
00L +£35



Seat slide
050 +£35



Chrome base
C00 +£45

Combine options on mesh task seating
For seat slide change to -050 (+£35), Chrome base replace with -C00 (+£45).
eg. VMH10-CS0 Chrome base & seat slide +£80

ALTINO

TASK SEATING

With its clean, modern styling, Altino is guaranteed to provide a contemporary feel to any office environment, due to the multi functions and ergonomic design of the chair. The sculptured moulded foam seat combines with the breathable slimline mesh back or fabric back options, to keep users cool and comfortable in any office or meeting environment.



**Product
warranty**



**Designed &
manufactured**

**EN1335-1:2000,
EN1335-2:2009
BS 5459-2:2000+A2:2008**





Altino | Task Seating Families

Ergo



Asynchrio or PCB Mechanism

XL



Asynchro Mechanism

High



High



PCB Mechanism

	Fabric bands				
CODE	A	B	C	D	E
FABRIC BACK					
AXERGOA PCB	£471	£487	£501	£532	£608
AXERGOB Asynchro	£501	£520	£532	£561	£638

	Fabric bands				
CODE	A	B	C	D	E
FABRIC BACK					
LH40-000 No arms	£259	£270	£280	£301	£321
LH43-000 Fixed arms	£285	£295	£306	£327	£347
LH44-000 Adjustable arms	£321	£332	£342	£363	£383
LH46-000 Folding arms	£342	£352	£363	£383	£404

	Fabric bands				
CODE	A	B	C	D	E
FABRIC BACK					
TH20-000 No arms	£239	£249	£259	£280	£301
TH21-000 Fixed arms	£259	£270	£280	£301	£321
TH22-000 Adjustable arms	£290	£301	£311	£332	£352

	Fabric bands				
CODE	A	B	C	D	E
FABRIC BACK					
TH10-000 No arms	£223	£233	£244	£264	£285
TH11-000 Fixed arms	£244	£254	£264	£285	£306
TH12-000 Adjustable arms	£275	£285	£295	£316	£337

DIMENSIONS

Overall width **680**
Overall depth **650**
Overall height **1060-1180**
Seat width **520**
Seat depth **500**
Seat height **470-600**
Back width **500**
Back height **590**

FEATURES

Gas lift adjustment
Back rake adjustment
Back height ratchet adjustment
Weight tension control
Lumbar support
Seat depth adjustment
Independent seat tilt adjustment (AXERGOA only)

DIMENSIONS

Overall width **680**
Overall depth **650**
Overall height **1020-1140**
Seat width **520**
Seat depth **500**
Seat height **440-560**
Back width **450**
Back height **550**

FEATURES

Gas lift adjustment
Back rake adjustment
Back height ratchet adjustment
Independent seat tilt adjustment

DIMENSIONS

Overall width **670**
Overall depth **600**
Overall height **990-1110**
Seat width **470**
Seat depth **450**
Seat height **440-560**
Back width **430**
Back height **500**

FEATURES

Gas lift adjustment
Back rake adjustment
Back height adjustment
Independent seat tilt adjustment

DIMENSIONS

Overall width **670**
Overall depth **600**
Overall height **990-1110**
Seat width **470**
Seat depth **450**
Seat height **440-560**
Back width **430**
Back height **400**

FEATURES

Gas lift adjustment
Back rake adjustment
Back height adjustment

EXTRAS



Lumbar support
00L +£35



Seat slide
050 +£35



Chrome base
C00 +£45

Combine any options on fabric task seating
For Lumbar support change code to -00L (+£35), for seat slide change to -050 (+£35), Chrome base replace with -C00 (+£45).
LH40-C0L Chrome base & Lumbar +£80

Draughtsman



PCB mechanism

Mesh



Asynchro Mechanism

Mesh



PCB mechanism

Visitor



Frame in black or chrome

CODE	Fabric bands				
	A	B	C	D	E
MESH BACK					
AHD10-000 No arms	£311	£316	£321	£332	£352
AHD11-000 Fixed arms	£332	£337	£342	£352	£373
AHD12-000 Adjustable arms	£363	£368	£373	£383	£404

DIMENSIONS
 Overall width 670
 Overall depth 600
 Overall height 1090-1340
 Seat width 470
 Seat depth 450
 Seat height 550-800
 Back width 460
 Back height 530

FEATURES
 Gas lift adjustment
 Back rake adjustment
 Back height adjustment
 Chrome foot ring

CODE	Fabric bands				
	A	B	C	D	E
MESH BACK					
AH20-000 No arms	£270	£275	£280	£290	£311
AH21-000 Fixed arms	£290	£295	£301	£311	£332
AH22-000 Adjustable arms	£321	£327	£332	£342	£363

DIMENSIONS
 Overall width 670
 Overall depth 600
 Overall height 970-1090
 Seat width 470
 Seat depth 450
 Seat height 440-560
 Back width 430
 Back height 530

FEATURES
 Gas lift adjustment
 Back rake adjustment
 Back height adjustment
 Independent seat tilt adjustment

CODE	Fabric bands				
	A	B	C	D	E
MESH BACK					
AH10-000 No arms	£249	£254	£259	£270	£280
AH11-000 Fixed arms	£270	£275	£280	£290	£311
AH12-000 Adjustable arms	£301	£306	£311	£321	£342

DIMENSIONS
 Overall width 670
 Overall depth 600
 Overall height 970-1090
 Seat width 470
 Seat depth 450
 Seat height 440-560
 Back width 430
 Back height 530

FEATURES
 Gas lift adjustment
 Back rake adjustment
 Back height adjustment

CODE	Fabric bands				
	A	B	C	D	E
BLACK BASE					
AC00-000 No arms	£290	£295	£301	£311	£332
AC01-000 Fixed arms	£311	£316	£321	£332	£352
CHROME BASE					
AC00-C00 No arms	£337	£342	£347	£358	£378
AC01-C00 Fixed arms	£358	£363	£368	£378	£399

DIMENSIONS
 Overall width 670
 Overall depth 605
 Overall height 880
 Seat width 470
 Seat depth 450
 Seat height 480
 Back width 430
 Back height 530

EXTRAS



Lumbar support
00L +£35



Seat slide
050 +£35



Chrome base
C00 +£45

Combine options on mesh task seating
 For seat slide change to -050 (+£35), Chrome base replace with -C00 (+£45).
 eg. AH20-CS0 Chrome base & seat slide +£80