A modern office interior with a high ceiling, exposed ductwork, and large windows. The space is furnished with modular storage units, potted plants, and a large abstract painting. The overall aesthetic is industrial and minimalist.

MODULAR STORAGE

CONFIGURABLE & CUSTOMISABLE ZONING

FLUX SHELVING SYSTEM



FRAMES

128

FLUX SHELVING ACCESSORIES



SHELVES

132



CUBBIES

132



PLANTER

132



PLANTS

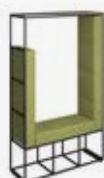
132

FLUX MEDIA & SEATING



MEDIA

133



SEATING

133

FLUX LOCKER SYSTEM



STORAGE

134

LOCKER ACCESSORIES



RAILS

138

FLUX

MODULAR SHELVING

The Flux modular shelving system epitomises the future of adaptable, modern design. Flux has a capacitor for an infinite number of layout options and shapes to help create work zones in any space to promote privacy or transparency as needed. The crisp, clean aesthetic of the black frame allows you to break up the workplace landscape while bringing together a wide range of complementary components and products – while never compromising on design.




Frame colours




Black

Wood finishes



Grey Oak

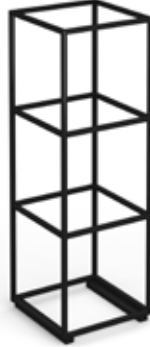
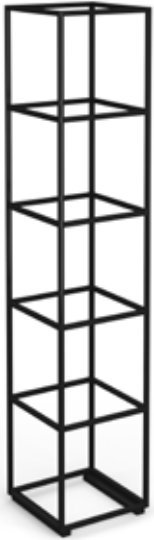


Kendal Oak



Flux | Shelving System

Single Starter Units



CODE	W	D	H	RRP
FL-12S	420	420	845	£392
FL-13S	420	420	1245	£497
FL-14S	420	420	1645	£613
FL-15S	420	420	2045	£698

- Two and three high tower units supplied with 1 linking bracket
- Four and five high tower units supplied with 2 linking brackets

Double Starter Units



CODE	W	D	H	RRP
FL-22D	820	420	845	£445
FL-23D	820	420	1245	£582
FL-24D	820	420	1645	£698
FL-25D	820	420	2045	£783

- Two and three high tower units supplied with 1 linking bracket
- Four and five high tower units supplied with 2 linking brackets

Linking Brackets

Brackets - How to

Each Flux configuration starts with a starter unit – which can be single or double wide and up to 5 high.

Then simply add your add-on units & accessories to suit your needs.



CODE	DESCRIPTION	W	D	H	RRP
FL-BKT-LNK	Linking bracket	380	40	5	£27

- Linking bracket to connect Flux units together
- Add additional brackets to large configurations for increased stability



*Bracket highlighted for illustration purposes only



Black Steel



Accessories

Build your frames and add your accessories to meet your personal requirements.

Please note:
Single units are also supplied for 90° corner fixings

Inner Shelves



CODE	DESCRIPTION	W	D	H	RRP
FL-IS1	Single	380	420	25	£54
FL-IS2	Double	780	420	25	£75

- Single or double shelf to sit inside black steel frame
- Add some storage and a new dimension to flux storage units

Cubbies



CODE	DESCRIPTION	W	D	H	RRP
FL-CB1	Single	380	420	380	£117
FL-CB2	Double	780	420	380	£138

- Single or double cubby unit to sit inside black steel frame
- Create the perfect storage solution or display

Planters



CODE	DESCRIPTION	W	D	H	RRP
FL-PL1	Single	420	420	195	£170
FL-PL2	Double	820	420	195	£201

- Single or double planter box to sit on black steel frame
- Featuring an area in the top for plants or standing pots

Top Shelves



CODE	DESCRIPTION	W	D	H	RRP
FL-TS1	Single	420	420	25	£65
FL-TS2	Double	820	420	25	£80
FL-TS3	Triple	1220	420	25	£91

- Single or double shelf to sit on top of black steel frame
- Ideal for storage or showing off items

Cubby Shelf



CODE	DESCRIPTION	W	D	H	RRP
FL-CS1	Single	380	420	195	£112

- Half cubby unit to sit inside black steel frame
- Tidy away messy items and accessories on stylish cubby shelves

Planters with plants



CODE	DESCRIPTION	W	D	H	RRP
FL-PLP1	Single	420	420	195	£350
FL-PLP2	Double	820	420	195	£475

- Single or double planter box complete with plants to sit on black steel frame
- Add some greenery to the workplace for a biophilic look




Grey Oak (GO) Kendal Oak (KO)

Please add finish when ordering eg. **FL-IS1** in Grey Oak = **FL-IS1-GO**

Triple Unit with Seat



Triple Unit with Media Unit



*Rear whiteboard

*Front TV bracket



CODE	W	D	H	Band A	Band B	Band C	Band D	Band E
FL-SM3	1220	420	2045	£1500	£1700	£1900	£2100	£2300

- Triple wide 5 high tower unit with central cut away
- Padded seat and sides in made to order fabric

Cube Seating



CODE	W	D	H	Band A	Band B	Band C	Band D	Band E
FL-SC1	380	420	380	£250	£260	£280	£300	£330

- Fully upholstered cube seat to fit inside frames
- Colourful, modern addition to enhance any workspace

CODE	DESCRIPTION	W	D	H	RRP
FL-MM3	Triple with media	1220	420	2045	£1650

- Triple wide 5 high tower unit with two sided media unit
- Media unit with cable management for TV & whiteboard on reverse side

Locker



CODE	DESCRIPTION	W	D	H	RRP
FL-BLD1	Single	380	420	380	£244

- Fully lockable locker unit to fit inside frame
- Keep valuables and technology safe and secure



Grey Oak (GO) Kendal Oak (KO)

Please add finish when ordering eg. **FL-BLD1** in Grey Oak = **FL-BLD1-GO**

FLUX

MODULAR LOCKERS

The Flux modular locker system offers adaptable architecture. The tower system offers flexible and secure personal storage solutions that can be used in any configurations.



Wood finishes





Fux | Locker System

900mm High Locker Towers

Top and Plinth Panels - Required



FLS09-1D

FLS09-2D

CODE	W	D	H	-CL	-ML	-DL	RL
FLS09-1D	400	520	900	£375	£428	£454	£480
FLS09-2D	400	520	900	£417	£521	£573	£625

- 1 door or 2 door options available in 10 wood finish options
- 500mm deep premium systems cupboards with levelling feet



Lockers dont include top & plinth panels
Order separately based on the configuration

1300mm High Locker Towers



FLS13-1D

FLS13-2L

CODE	W	D	H	-CL	-ML	-DL	-RL
FLS13-1D	400	520	1300	£407	£459	£485	£511
FLS13-2L	400	520	1300	£448	£553	£605	£657
FLS13-2U	400	520	1300	£448	£553	£605	£657
FLS13-3D	400	520	1300	£521	£678	£756	£834

- 1 door, 2 door or 3 door options available in 10 wood finish options
- Choice of key lock, combination lock or digital locks available



FLS13-2U

FLS13-3D

Lockers dont include top & plinth panels
Order separately based on the configuration

MTO

4 week lead time

Barcelona Walnut (BW)

Beech (B)

Grey Oak (GO)

Kendal Oak (KO)

Reed Green (RG)

Onyx Grey (OG)

Misty Blue (MB)

Sand Yellow (SY)

White (WH)

Rusty Red (RR)

1700mm High Locker Towers



FLS17-1D



FLS17-2D



FLS17-2L



FLS17-2U



FLS17-3L



FLS17-3M



FLS17-3U



FLS17-4D

CODE	W	D	H	-CL	-ML	-DL	-RL
FLS17-1D	400	520	1700	£448	£500	£527	£553
FLS17-2D	400	520	1700	£495	£599	£652	£704
FLS17-2L	400	520	1700	£511	£615	£667	£719
FLS17-2U	400	520	1700	£511	£615	£667	£719
FLS17-3L	400	520	1700	£553	£709	£787	£865
FLS17-3M	400	520	1700	£553	£709	£787	£865
FLS17-3U	400	520	1700	£553	£709	£787	£865
FLS17-4D	400	520	1700	£652	£860	£964	£1068

- 1 door, 2 door, 3 door or 4 door options available in 10 wood finish options
- Supplied empty but can be fitted with a range of internal fitments

Lockers dont include top & plinth panels
Order separately based on the configuration

4 week lead time

Barcelona Walnut (BW)

Beech (B)

Grey Oak (GO)

Kendal Oak (KO)

Reed Green (RG)

Onyx Grey (OG)

Misty Blue (MB)

Sand Yellow (SY)

White (WH)

Rusty Red (RR)

Standard keyed cam lock



-CL

The cam latch is secured on the inside of the locker, rotating as you lock and unlock the device

- Supplied with 2 keys to close locker
- Rotate by 90 degrees clockwise to unlock and anti-clockwise to lock



Mechanical combination lock



-ML

Keyless access with a 4 wheel code combination and up to 10,000 unique combinations

- Change or reset the code easily
- Master key to retrieve forgotten codes



Digital keypad lock



-DL

10 button keypad which will perform up to 15,000 openings, without the need for keys

- Generate a unique 4 digit private code
- Rotate swivel handle for opening and closing



Digital RFID lock



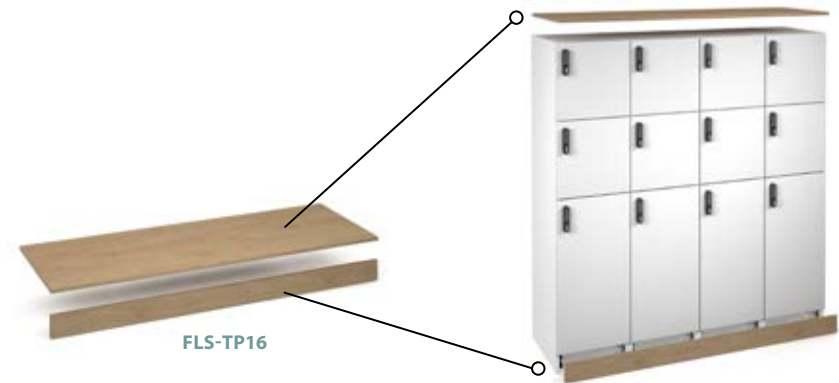
-RL

A simple, smart card, radio frequency identification lock providing codeless & keyless access

- Use card supplied to swipe and open locker
- Rotate swivel handle for opening and closing



Top and Plinth Panels - Required



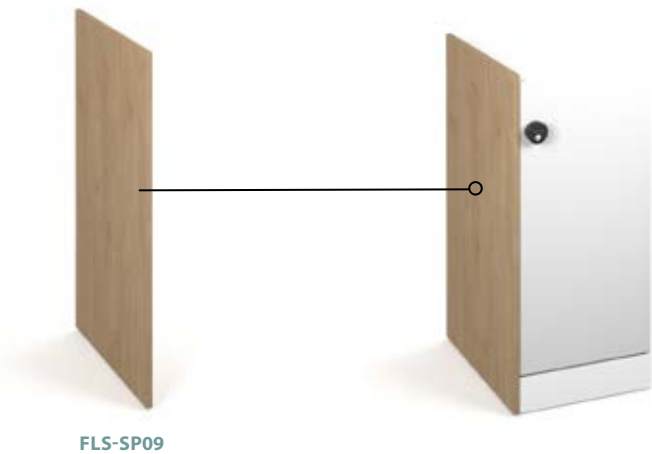
CODE	W	D	H	RRP
FLS-TP04	400	525	18	£82
FLS-TP08	800	525	18	£93
FLS-TP12	1200	525	18	£103
FLS-TP16	1600	525	18	£114

- Finishing panels for the top and base of runs of lockers for added security
- Top and plinth panels must be ordered for all locker combinations including single lockers

Example 1
4 individual lockers use 1 x 4 wide tops & plinths

Example 2
6 individual lockers use 2 x 3 wide tops & plinths

Side panels



CODE	W	D	H	RRP
FLS-SP09	18	525	900	£66
FLS-SP13	18	525	1300	£76
FLS-SP17	18	525	1700	£93

- Single finishing panels available for 900mm, 1300mm & 1700mm high locker towers
- Contains fittings to attach to the sides of runs of lockers to enhance aesthetics

Accessories



CODE	DESCRIPTION	RRP
FLS-WR	Internal clothes rail	£22
FLS-FCH	Folding coat hook	£39

- Hanging coat rail and folding hook to fit on the inside of 3 or 4 high locker units
- Ideal for use in cloakrooms and changing rooms to keep coats and bags safe

4 week lead time

Barcelona Walnut (BW)

Beech (B)

Grey Oak (GO)

Kendal Oak (KO)

Reed Green (RG)

Onyx Grey (OG)

Misty Blue (MB)

Sand Yellow (SY)

White (WH)

Rusty Red (RR)

Please add finish suffix code when ordering, followed by -SP e.g. FLS-SP09 in Grey Oak = FLS-SP09-GO

MTO

139