

# Maestro 25 WL

Commercial desking - White cantilever frame



## About Maestro 25 WL

Maestro 25 WL comprises of 25mm thick MFC desk tops with White steel powder coated leg frames for a modern style. Available in five wood finishes from stock and is supported with an 8 year manufacturers guarantee.

“new Maestro 25 WL with a White frame...”



# Maestro 25 WL White cantilever frame



## Details & Features



**Cantilever legs**

Standard cantilever leg design with adjustable feet. Legs painted White. 25mm desk top and 18mm MFC back modesty panel.



**Screens**

Choice of screen styles, sizes and colours compliment the range..

PG 128-131



**Storage**

A wide range of contemporary storage accompanies this range to suit all office environments.

PG 96-105



**Seating**

Our selection of operator seating can be found in our seating section.

PG 190-227

## Finish Options

Colours available in Beech, Maple, Oak, White and Walnut. Please add suffix when ordering eg. [MC608WH](#) in Beech = [MC608WHB](#)



Beech (B)



Maple (M)



Oak (O)



White (WH)



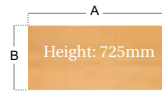
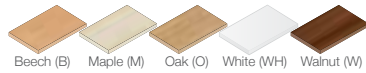
Walnut (W)



# Maestro 25 WL Commercial desking - White cantilever frame

## Straight Desk 600mm Deep

CODE	A	B
MC608WH	800	600
MC610WH	1000	600
MC612WH	1200	600
MC614WH	1400	600
MC616WH	1600	600
MC618WH	1800	600

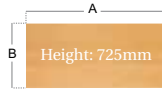


- Shallow desks 600mm deep
- 25mm thick top
- Deluxe double upright leg for strength
- Two cable access ports
- MC608 & MC610 have single cable access ports

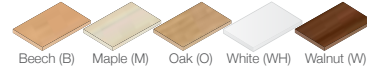
## Straight Desk



- 25mm thick top
- Silver cantilever
- Deluxe double upright leg for strength
- Two cable access ports
- MC8S has single cable access port



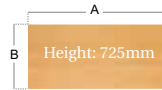
CODE	A	B
MC8WH	800	800
MC10WH	1000	800
MC12WH	1200	800
MC14WH	1400	800
MC16WH	1600	800
MC18WH	1800	800



## Straight Desk with 2 Drawer Pedestal



- 25mm thick top
- Silver cantilever
- Deluxe double upright leg for strength
- Two cable access ports
- 2 drawer fixed lockable pedestal
- Accepts A4 & foolscap files
- Pedestal can be fitted to left or right hand




CODE	A	B
MC12P2WH	1200	800
MC14P2WH	1400	800
MC16P2WH	1600	800
MC18P2WH	1800	800



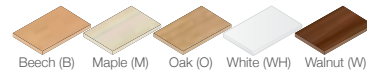
## Straight Desk with 3 Drawer Pedestal



- 25mm thick top
- Silver cantilever
- Deluxe double upright leg for strength
- Two cable access ports
- 3 drawer fixed lockable pedestal
- Pedestal can be fitted to left or right hand



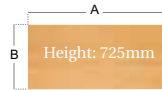
CODE	A	B
MC12P3WH	1200	800
MC14P3WH	1400	800
MC16P3WH	1600	800
MC18P3WH	1800	800



## Straight Desk with 2 and 2 Drawer Pedestals



- 25mm thick top
- Silver cantilever
- Deluxe double upright leg for strength
- Two cable access ports
- Two 2 drawer fixed lockable pedestals
- Accepts A4 & foolscap files



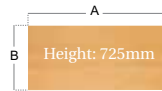
CODE	A	B
MC16P22WH	1600	800
MC18P22WH	1800	800



## Straight Desk with 2 and 3 Drawer Pedestals



- 25mm thick top
- Silver cantilever
- Deluxe double upright leg for strength
- Two cable access ports
- 2 and 3 drawer fixed lockable pedestals
- Accepts A4 & foolscap files
- Pedestal can be fitted to either side



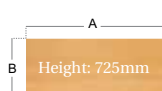
CODE	A	B
MC16P23WH	1600	800
MC18P23WH	1800	800



## Straight Desk with 3 and 3 Drawer Pedestals



- 25mm thick top
- Silver cantilever
- Deluxe double upright leg for strength
- Two cable access ports
- Two 3 drawer fixed lockable pedestals



CODE	A	B
MC16P33WH	1600	800
MC18P33WH	1800	800

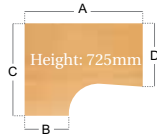


# Maestro 25 WL Commercial desking - White cantilever frame

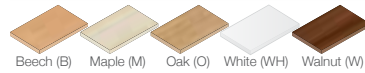
## Left Hand Ergonomic Desk



- 25mm thick top
- Silver cantilever
- Deluxe double upright leg for strength
- Two cable access ports
- Accepts one fixed pedestal on 800mm end



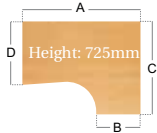
CODE	A	B	C	D
25WHEL16	1600	600	1200	800
25WHEL18	1800	600	1200	800



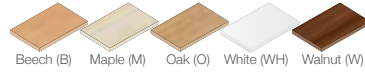
## Right Hand Ergonomic Desk



- 25mm thick top
- Silver cantilever
- Deluxe double upright leg for strength
- Two cable access ports
- Accepts one fixed pedestal on 800mm end



CODE	A	B	C	D
25WHER16	1600	600	1200	800
25WHER18	1800	600	1200	800



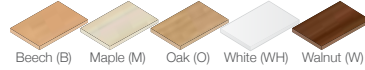
## Left Hand Wave Desk



- 25mm thick top
- Silver cantilever
- Deluxe double upright leg for strength
- Two cable access ports
- Accepts one fixed pedestal on 800mm end



CODE	A	B	C
25WHWL12	1200	990	800
25WHWL14	1400	990	800
25WHWL16	1600	990	800



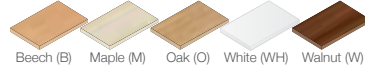
## Right Hand Wave Desk



- 25mm thick top
- Silver cantilever
- Deluxe double upright leg for strength
- Two cable access ports
- Accepts one fixed pedestal on 800mm end



CODE	A	B	C
25WHWR12	1200	990	800
25WHWR14	1400	990	800
25WHWR16	1600	990	800

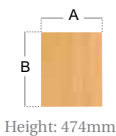


## 2 and 3 Drawer Fixed Pedestals



- 252F with 1 filing & 1 shallow drawer
- Lockable
- Accepts both A4 & foolscap files
- Castors

- 253F with 3 shallow drawers
- Castors



CODE	A	B	DRAWERS
R2F	416	590	2 Drawers
R3F	416	590	3 Drawers

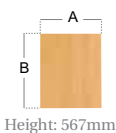


## 2 and 3 Drawer Mobile Pedestals

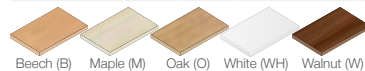


- R2M 1 filing drawer & 1 shallow drawer
- Accepts both A4 & foolscap Files
- Lockable
- Castors

- R3M with 3 shallow drawers
- Lockable
- Castors



CODE	A	B	DRAWERS
R2M	426	600	2 Drawers
R3M	426	600	3 Drawers

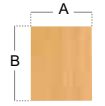


# Maestro 25 WL Storage

## Desk High Pedestal

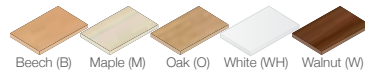


- 2 shallow and 1 filing drawer
- Accepts both A4 & foolscap files
- Lockable



Height: 725mm

CODE	A	B
R25DH6	426	600
R25DH8	426	800

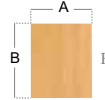


## Slim Line and Tall Mobile Pedestals



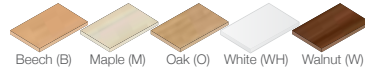
- TNMP Tall Narrow width pedestal
- 2 shallow and 1 filing drawer
- Lockable
- Castors

- TMP 2 shallow and 1 filing drawer
- Tall mobile pedestal
- Accepts both A4 & foolscap Files
- Lockable
- Castors



Height: 630mm

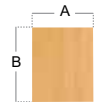
CODE	A	B	DRAWERS
TNMP	300	600	3 Drawers
TMP	426	600	3 Drawers



## 2 and 3 Drawer Deluxe Mobile Pedestals

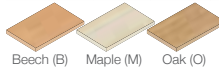


- With metalbox drawer
- Solid 18mm drawer base
- DMP2 with 1 shallow, 1 filing drawer
- DMP3 with 3 shallow drawers
- Fully locking
- DMP2 accepts both A4 & foolscap files
- Handles optional



Height: 609mm

CODE	A	B	DRAWERS
DMP2	426	600	2 Drawers
DMP3	426	600	3 Drawers



CODE	QUANTITY
CH2	2 Handles
CH3	3 Handles

Finish: Matt Nickel (Zinc Alloy)

### Bow Handles



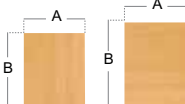
Add stylish handles.  
CH2 used on DMP2  
CH3 Used on DMP3

## 3 Drawer Desk High Deluxe Pedestal



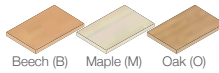
- Fully locking
- Metalbox drawer surrounds
- 18mm solid drawer base
- Accepts both A4 & foolscap files
- Handles optional
- 2 shallow and 1 filing drawer

P63: 600mm deep, designed to fit at 600mm side of ergonomic desk.  
P83: 800mm deep, designed to fit alongside all 800mm deep desks.



Height: 725mm

CODE	A	B
P63	426	600
P83	426	800



CODE	QUANTITY
CH3	3 Handles

Finish: Matt Nickel (Zinc Alloy)

### Bow Handles



Customise your pedestals with these stylish handles.

## Optional handles



CH Handle Standard



PD Handle



CTR Handle



BH Handle

CODE	DESCRIPTION
CH	Bow handle
PD	Polker Dot handle
CTR	Square handle
BH	Tubular handle

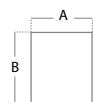
All handles have the same fixings and can be used to replace existing handles to change the look of the office. All handles are metal. 96mm hole centres.

CH Handles supplied as standard on all cupboards excluding SoHo ranges.

## 3 Drawer Mobile Steel Pedestal



- Fully locking
- Accepts both A4 & foolscap files
- 1 filing and 2 shallow drawers
- With castors
- Ball bearing runners
- 5<sup>th</sup> castor on drawer front for anti-tilt
- Front castors have brake lock



Height: 565mm

CODE	A	B
MP3	391	545

