



# GO Office Limited

STEEL STORAGE CATALOGUE





## Complete Filing & Storage Solutions

GO prides itself on its attention to detail, with every component carefully chosen for its looks, strength and durability/reliability. Each item is designed and manufactured to the same demanding standards.

Particular attention is paid to safety and units are tested to the highest relevant British & FIRA International standards.

GO products are designed to blend in with the most attractive working environments while providing the robust reliability necessary for a long working life.

Our range of colours will complement most office environments and corporate schemes. GO products are styled to look good in your office for years to come.

Quality, practicality and good aesthetics reflect the Companies commitment to be a major force in steel products.



Stored. Protected. Locked.

# ATTENTION to Detail

GO prides itself on its attention to detail, with every component carefully chosen for its looks, strength and durability.

Quality, practicality and good aesthetics reflect the companies commitment to be a major force in steel products.

TESTED BY



Tested by FIRA  
BS EN 14073:2004 Parts 2-3  
BS EN 14074:2004

## SYMBOL Description



Suspension Filing



Lateral Filing



Drawer Capacity



Anti-Tilt



100% Opening Drawer



Locking



CD Storage



Video Storage



Cards



Colours



5 Year Warranty



10 Year Warranty

## COLOUR Options



GREY  
RAL  
7035



COFFEE/CREAM



BLACK  
RAL  
9005



RED  
RAL  
3003



BLUE  
RAL  
5007



SILVER  
RAL  
9006



WHITE  
RAL  
9016

Selected Products ONLY



SILVER  
SIL25



WHITE  
W15



BLACK  
BLK05

## Contents

- 04 Tower Storage Units
- 06 Office Lockers
- 08 Mobile Pedestals
- 10 Tambour and Pedestal Storage Unit
- 12 Security Cupboards & Cabinets
- 16 Specialist Cabinets
- 18 Lateral Side Filing Cabinets
- 20 Filing Cabinets
- 24 Side Opening Tambour Units
- 26 Double Door Cupboards
- 29 Storage Fitments
- 30 Standard Lockers & Accessories
- 33 Specialist Lockers
- 35 Janitor Double Door Cupboard
- 36 Glide Mobile Storage
- 38 Technical Specifications





## TOWER

## Storage Unit

**GO TOWER** Storage Unit  
is available Left or Right hand.

- 1 adjustable shelf and 2 fixed shelves
- Grip handle for easy opening
- Fitted with anti-tilt device
- Unit has 4 adjustable levelling feet
- Locking with 2 keys (Master Series)
- OPTIONAL EXTRA - Personal drawer with digital lock BKD1
- Must specify Left or Right hand units



Left Hand Shown



Optional Drawer  
with digital lock - BKD1



**BKT10R (Right Hand)**  
1135 **HEIGHT**  
1135H x 450W x 800D(mm)

**BKT10L (Left Hand)**  
1135 **HEIGHT**  
1135H x 450W x 800D(mm)



WHITE W15







## Office Lockers

**GO OFFICE** lockers with 6 doors and 6 compartments.

- Mail slot on each door
- Each compartment fitted with an adjustable shelf
- Name holder on each door
- Fitted with soft closing hinges
- Each compartment locking with 2 keys
- **INTERNAL SIZES:** 425H x 375W x 460D(mm)



**BOM0680**  
1375 **HEIGHT**  
1375H x 800W x 486D(mm)



WHITE W15





## MOBILE

## Pedestals

**GO MOBILE** pedestals are available in two widths and one height option.

- Flat fronted steel drawers with finger pull
- Anti-tilt locking device is fitted preventing a second drawer being opened
- Fitted with 4 castors (front 2 are locking)
- Fifth roller castor prevents tipping when a drawer is open
- 2 Box drawers and 1 filing drawer includes plastic pen tray
- Filing drawer accepts A4 or Foolscap suspension files
- Locking with 2 keys (Master Series)



GO mobile pedestal  
shown in silver





BV30  
Three Drawer;  
**600 HEIGHT**  
600H x 300W x 500D(mm)



BV40  
Three Drawer;  
**600 HEIGHT**  
600H x 400W x 500D(mm)



Finger pull drawer & Locking



Pen tray

SILVER SIL25    WHITE W15    BLACK BLK05







# TAMBOUR & PEDESTAL Storage Unit

GO SIDE OPENING TAMBOUR AND  
PEDESTAL available Left or Right hand.

- SOT doors slide open on a discreet track
- SOT is fitted with an 800w adjustable shelf
- SOT will take foolscap lever arch files when shelf is removed
- PEDESTAL has flat fronted steel drawers with side finger grip
- PEDESTAL has 2 box drawers and 1 filing drawer
- Filing drawer accepts A4 or foolscap suspension files
- Pedestal fitted with anti tilt device
- Plastic pen tray in top drawer
- Unit has adjustable feet
- SOT and PEDESTAL are locking with 2 keys (Master Series)
- Must specify left or right hand units



Left Hand Shown



BVX4SOTR (Right Hand)

1200 **HEIGHT**  
1200H x 430W x 800D(mm)

BVX4SOTL (Left Hand)

1200 **HEIGHT**  
1200H x 430W x 800D(mm)



WHITE W15







## SECURITY Double Door Cupboard

**GO SECURITY** double door cupboard is available in one height option.

- Fitted with a two point locking system
- Steel hinged lock cover feature that is secured with a padlock (padlock not supplied)
- Double doors that open through 180%, allowing the use of roll out fitments
- Full length door stiffener for extra strength
- Fitted with a twist handle lock and 2 keys (Master Series)
- Cupboard is **supplied empty**
- **Complete range of internal fitments on page 29**



ACS72  
SECURITY  
Double Door;  
**1829 HEIGHT**  
1829H x 914W x 457D(mm)



Hinged cover



Locked with padlock



GREY



# SECURITY

## Filing Cabinets

**GO SECURITY** filing cabinets are available in two and four drawer options.



- Swan neck grip handle and label holder
- Fitted with a full length steel bar secured with a padlock (padlock not supplied)
- Each drawer has 100% extension opening to maximise filing space
- An anti-tilt locking device is fitted to every cabinet preventing a second drawer being opened
- Each drawer has high sides to provide additional strength and allows support for foolscap suspended filing
- Can accommodate A4 filing when conversion rails are fitted (AMRA4)
- Compressor plates are available to divide drawers vertically (AMCP)
- Locking with 2 keys (Master Series)



**AMSFC2**  
Two Drawer;  
**705 HEIGHT**  
705H x 460W x 620D(mm)



**AMSFC4**  
Four Drawer;  
**1321 HEIGHT**  
1321H x 460W x 620D(mm)



Locked with padlock  
(not supplied)



Compressor plate: AMCP



GREY





## INDIVIDUAL

# Locking Filing Cabinets

**GO INDIVIDUAL LOCKING** filing cabinet is available in a four drawer option.



- Swan neck grip handle and label holder
- A full size steel sheet is fitted between each drawer to prevent access if a drawer is removed
- Each drawer has 100% extension opening to maximise filing space
- An anti-tilt locking device is fitted to every cabinet preventing a second drawer being opened
- Each drawer has high sides to provide additional strength and allows support for foolscap suspended filing
- Can accommodate A4 filing when conversion rails are fitted (AMRA4)
- Compressor plates are available to divide drawers vertically (AMCP)
- **Each drawer** has an individual lock with 2 keys (Master Series)



**AMIL4**  
Four Drawer;  
**1321 HEIGHT**  
1321H x 460W x 620D(mm)



Steel dividing sheet



Individual lock (Master Series)



GREY



# SPECIALIST

## Card Filing

## Cabinets


**GO CARD** filing cabinets are available in six or seven drawer option.

- Swan neck grip handle and label holder
- Fitted with HEAVY DUTY suspension slides
- An anti-tilt locking device is fitted to every cabinet preventing a second drawer being opened
- Each drawer has double compartments complete with drawer dividers that are self locating in a number of positions.
- Can accommodate CD's, Video tapes, record cards 9x6 or 8x5

AMCF6 takes 229mm x 152mm (9x6) cards

AMCF7 takes 203mm x 172mm (8x5) cards

- Locking with 2 keys (Master Series)



CD storage



Double compartment



**AMCF6**  
CARD FILING CABINET  
Six Drawer;  
**1320 HEIGHT**  
1320H x 570W x 620D(mm)



**AMCF7**  
CARD FILING CABINET  
Seven Drawer;  
**1320 HEIGHT**  
1320H x 517W x 620D(mm)



GREY



## A3 JUMBO

# Filing Cabinet

GO JUMBO filing cabinet is available in a three drawer option.

- Swan neck grip handle and label holder
- Each drawer has 100% extension opening to maximise filing space
- An anti-tilt locking device is fitted to every cabinet preventing a second drawer being opened
- Each drawer has high sides to provide additional strength. Can accommodate suspended filing for A3 papers, drawings and computer files
- Each drawer comes with compressor plate to divide drawers vertically
- Locking with 2 keys (Master Series)



AMJ3  
Three Drawer  
**1320 HEIGHT**  
1320H x 545W x 620D(mm)



Swan neck handle



Deep drawer



GREY





## LATERAL Side Filing Cabinets

**GO LATERAL** side filing cabinets are available as two widths in two, three and four drawer options.

- Swan neck grip handle and label holder
- Each drawer has 100% extension opening to maximise filing space
- An anti-tilt locking device is fitted to every cabinet preventing a second drawer being opened
- Each drawer has high sides to provide additional strength
- Two cross bars are in each drawer to facilitate A4 or foolscap suspended filing
- Locking with 2 keys (Master Series)



GO side filing cabinets shown here in WHITE powder coated finish



**AMSD208**  
Two Drawer;  
**705 HEIGHT**  
705H x 800W x 470D(mm)



**AMSD308**  
Three Drawer;  
**1016 HEIGHT**  
1016H x 800W x 470D(mm)



**AMSD408**  
Four Drawer;  
**1321 HEIGHT**  
1321H x 800W x 470D(mm)



**AMSD210**  
Two Drawer;  
**705 HEIGHT**  
705H x 1000W x 470D(mm)



**AMSD310**  
Three Drawer;  
**1016 HEIGHT**  
1016H x 1000W x 470D(mm)



**AMSD410**  
Four Drawer;  
**1321 HEIGHT**  
1321H x 1000W x 470D(mm)

800  
WIDTH

1000  
WIDTH



GREY



SILVER



WHITE

AMSD210, AMSD310 & AMSD410  
NOT AVAILABLE IN GREY



Suspended Filing

# MAINLINE

## Filing Cabinets

**GO MAINLINE** filing cabinets are available in two, three and four drawer options.

- Swan neck grip handle and label holder
- Each drawer has 100% extension opening to maximise filing space
- An anti-tilt locking device is fitted to every cabinet preventing a second drawer being opened
- Each drawer has high sides to provide additional strength and allows support for foolscap suspended filing
- Can accommodate A4 filing when conversion rails are fitted (AMRA4)
- Compressor plates are available to divide drawers vertically (AMCP)
- Locking with 2 keys (Master Series)





TESTED BY

FIRA



Swan neck handle



Compressor plate: AMCP



**AM2**  
Two Drawer;  
**705 HEIGHT**  
705H x 460W x 620D(mm)



**AM3**  
Three Drawer;  
**1016 HEIGHT**  
1016H x 460W x 620D(mm)



**AM4**  
Four Drawer;  
**1321 HEIGHT**  
1321H x 460W x 620D(mm)



GREY



COFFEE/CREAM



## Filing Cabinets

**GO MAINLINE** colour filing cabinets are available in two, three (silver ONLY) and four drawer options.

- Swan neck grip handle and label holder
- Each drawer has 100% extension opening to maximise filing space
- An anti-tilt locking device is fitted to every cabinet preventing a second drawer being opened
- Each drawer has high sides to provide additional strength and allows support for foolscap suspended filing
- Can accommodate A4 filing when conversion rails are fitted (AMRA4)
- Compressor plates are available to divide drawers vertically (AMCP)
- Locking with 2 keys (Master Series)



AM2  
Two Drawer;  
**705 HEIGHT**  
705H x 460W x 620D(mm)



AM4  
Four Drawer;  
**1321 HEIGHT**  
1321H x 460W x 620D(mm)



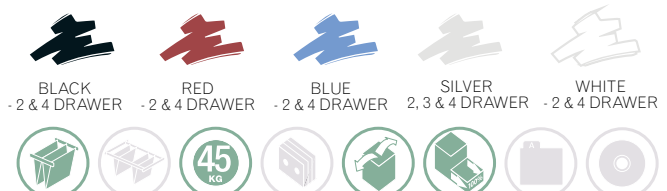
TESTED BY



Swan neck handle



Compressor plate: AMCP



# CONTRACT

## Filing Cabinets

GO CONTRACT filing cabinets are available in two, three and four drawer options.

- Recessed handle with label holder
- Each drawer has 100% extension opening to maximise filing space
- Anti-tilt device is fitted as standard
- Each drawer has high sides for additional strength
- Accommodates foolscap suspended filing
- Locking with 2 keys (Master Series)



**AC2**  
Two Drawer;  
**730 HEIGHT**  
730H x 460W x 620D(mm)



**AC3**  
Three Drawer;  
**1024 HEIGHT**  
1024H x 460W x 620D(mm)



**AC4**  
Four Drawer;  
**1321 HEIGHT**  
1321H x 460W x 620D(mm)



Recessed handle with label holder



GREY



COFFEE/CREAM





## SIDE OPENING

### Tambour Units

**GO SIDE OPENING** tambour units. Available in two widths and seven height options.

- Each unit is fitted with finger grip handles
- Full length magnetic slam rails keep the doors tightly closed
- Tambour doors slide on a discreet track
- Adjustable floor levellers can be fitted on request to all units. (supplied fitted to AM28SOT and AMEC28SOT as standard)
- Fitted with lock and 2 keys (Master Series)
- All tambour units are **supplied empty**
- **Complete range of internal storage fitments on page 29**





TESTED BY

FIRA



AM28SOT

Tambour Door;

**695 HEIGHT**

695H x 800W x 486D(mm)

Grey, Silver, White



AM47SOT

Tambour Door;

**1200 HEIGHT**

1200H x 1000W x 486D(mm)

White ONLY



AMEC28SOT

Tambour Door;

**695 HEIGHT**

695H x 1000W x 486D(mm)

Grey ONLY



AM60SOT

Tambour Door;

**1524 HEIGHT**

1524H x 1000W x 486D

Grey ONLY



AM40SOT

Tambour Door;

**1016 HEIGHT**

1016H x 1000W x 486D(mm)

Grey, C/cream, Black, Blue, Red, Silver, White



AM82SOT

Tambour Door;

**2083 HEIGHT**

2083H x 1000W x 486D

Grey ONLY



AM78SOT

Tambour Door;

**1981 HEIGHT**

1981H x 1000W x 486D

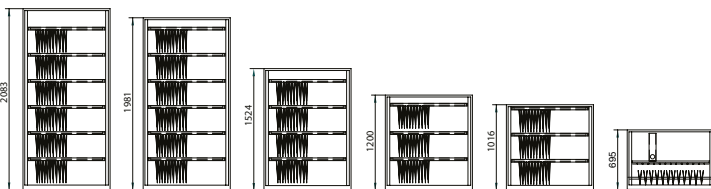
Grey, C/cream, Black, Blue, Red, Silver, White



Discreet track



Adjustable height lever



CAPACITY: LATERAL FILING

Standard Carcass/Door Options:

Colour Carcass Options:

Colour Door Options:



GREY



COFFEE/CREAM



BLACK



RED



BLUE



SILVER



WHITE



BLACK



SILVER




WHITE



## CONTRACT Double Door Cupboards

**GO CONTRACT** double door cupboards are available in six height options.

- All units are fitted with a two point locking system
- Double doors that open through 180%, allowing the use of roll out fitments
- Full length door stiffener for extra strength
- Fitted with a twist handle lock and 2 keys (Master Series)
- All cupboards are **supplied empty**
- **Complete range of internal fitments on page 29**







TESTED BY



**AC28DD**  
Double Door;  
**695 HEIGHT**  
695H x 914W x 457D(mm)  
Grey **ONLY**



**AC40DD**  
Double Door;  
**1016 HEIGHT**  
1016H x 914W x 457D(mm)  
Grey, C/cream, White



**AC82DD**  
Double Door;  
**2083 HEIGHT**  
2083H x 914W x 457D(mm)  
Grey, C/cream



**AC60DD**  
Double Door;  
**1524 HEIGHT**  
1524H x 914W x 457D(mm)  
Grey **ONLY**



**AC72DD**  
Double Door;  
**1829 HEIGHT**  
1829H x 914W x 457D(mm)  
Grey, C/cream, Black, White



**AC78DD**  
Double Door;  
**1981 HEIGHT**  
1981H x 914W x 457D(mm)  
Grey **ONLY**



GREY



COFFEE/CREAM



BLACK



WHITE



## ECONOMY

Double Door  
Cupboards

**GO ECONOMY** double door cupboards are available in two height options.

- Fitted with a two point locking system
- Full length door stiffener for extra strength
- Fitted with a twist handle lock and 2 keys (Master Series)
- **Supplied complete with AZ Dual Purpose Shelves** allowing hanging for 330mm Lateral Filing Pockets underneath plus storage on top



AZ4DD1 (complete)  
Double Door;  
**1016 HEIGHT**  
1016H x 914W x 381D(mm)



AZ7DD3 (complete)  
Double Door;  
**1829 HEIGHT**  
1829H x 914W x 381D(mm)



AZLFZ: dual purpose shelf



Twist handle



GREY



**STANDARD SHELF** (45kg max)

AMS36 Grey, Cream  
AMS800 for AM28SOT only. Grey  
STDSUP set of 4 shelf supports

**DUAL PURPOSE SHELF**

AMLFS Grey  
AMLFS33 Grey  
AZLFZ\* Grey  
Hanging pockets AMLFS, 270mm and  
AMLFS33, 330mm pockets.  
\*For ECONOMY Cupboards **ONLY**

**LATERAL FILING FRAME**

(Overall pocket height +13mm.)  
AML36 Grey

**HEAVY DUTY SHELF** (64kg max)

AMHD36 Grey  
HDSUP set of heavy duty supports

**WARDROBE SHELF**

Fitted with a coat rail  
AMWS36 Grey

**COMPARTMENT SHELF**

Filing shelf fitted with 16 A4 compartments  
AMCOMP Grey

**SLOTTED SHELF & 7" VERTICAL DIVIDER** (45kg max)

AMSF36 Grey  
AMVD7 (PK 5) Grey  
Slotted shelf to take AMVD7. 7" vertical dividers - sold separately.

**9" DIVIDER**

AMVD9 Grey  
For use with AMS36 and AMHD36.

**PULL OUT REFERENCE SHELF**

AMPORS Grey

**ROLL OUT FILING FRAME**

AMROF Grey  
(Bracket required)  
Takes foolscap or A4 filing pockets.

**ROLL OUT FILING TRAY** (45kg max)

AMROT Grey  
(Bracket required)

**ANTI-TILT BRACKETS**

AMB Black for single fitment  
AMAT2 Black for 2 fitments  
AMAT3 Black for 3 fitments

**AMB Brackets MUST be used when fitting single roll out fitments.**

**WARNING:** Roll out fitments should always be fitted in the bottom half of units. (Maximum of 3 Roll out fitments per unit).

## STANDARD

### Lockers

**GO LOCKERS** are available in single, two, three, four or six doors, with two depths and one height option.

- Single door and 2 door have ventilation perforation holes
- Name holder fitted on every door
- Full length door stiffener on every door
- Single locker fitted with hat shelf and coat hook
- 2 door locker compartments fitted with coat hooks
- Single or triple sloping tops can be fitted to lockers preventing items being stored on top
- Fitted with a camlock and 2 keys (Master Series)
- Butterfly locks can be fitted as an option (padlock not supplied)
- Combination locks can be fitted as an option







Single Door  
**1778 HEIGHT**  
L1D7022  
305W x 305D(mm)  
L1D7028  
305W x 457D(mm)



Two Door  
**1778 HEIGHT**  
L2D7022  
305W x 305D(mm)  
L2D7028  
305W x 457D(mm)



Three Door  
**1778 HEIGHT**  
L3D7028  
305W x 457D(mm)



Four Door  
**1778 HEIGHT**  
L4D7022  
305W x 305D(mm)  
L4D7028  
305W x 457D(mm)



Six Door  
**1778 HEIGHT**  
L6D7022  
305W x 305D(mm)  
L6D7028  
305W x 457D(mm)




Door vent



Door stiffener



Cam lock with 2 keys fitted



OPTIONAL Butterfly lock  
(requires padlock)



GREY



# LOCKER

## Accessories



FACTORY FITTED

SINGLE SLOPING TOP  
LST122 305 x 305(mm)  
LST128 305 x 457(mm)  
**Grey ONLY**



FACTORY FITTED

TRIPLE SLOPING TOP  
LST328  
for 305 x 457(mm) lockers  
**Grey ONLY**



CAM LOCK and 2 keys



BUTTERFLY LOCK to take  
padlock (not supplied)



COMBINATION LOCK  
2800



DIGITAL COMBINATION LOCK  
3780



Showing TRIPLE SLOPING TOP



## SPECIALIST

## Lockers

**GO CLEAN & DIRTY** locker is available with a single door and one height option.


- Single door with ventilation perforations
- Name holder fitted to door
- Full length door stiffener
- Fitted with one top shelf and a centre partition
- Left and right sections are fitted with a coat hook
- Fitted with a camlock and 2 keys (Master Series)
- Butterfly locks can be fitted as an option (padlock not supplied)
- Combination locks can be fitted as an option



Door vent



Cam lock with 2 keys fitted

OPTIONAL Butterfly lock  
(requires padlock)

**GO JANITOR** locker is available with a single door and one height option

- Single door with ventilation perforations
- Name holder fitted to door
- Full length door stiffener
- Fitted with one top shelf, 3 side shelves and a centre partition
- Left section is fitted with a coat hook
- Fitted with a camlock and 2 keys (Master Series)
- Butterfly locks can be fitted as an option (padlock not supplied)



LCD7088  
CLEAN & DIRTY  
1778 HEIGHT  
1778H x 457W x 457D(mm)



LJ7088  
JANITOR  
1778 HEIGHT  
1778H x 457W x 457D(mm)



GREY



## 'Z' Locker

**GO 'Z' LOCKER** available with two doors and one height option.

- Two 'Z' doors with ventilation perforation holes
- Name holder fitted on every door
- Full length door stiffener on every door
- Each compartment is fitted with a coat rail
- Fitted with a camlock and 2 keys (Master Series)
- Butterfly locks can be fitted as an option (padlock not supplied)




**L2DZ**  
**1829 HEIGHT**  
1829H x 380W x 457D(mm)



Door vent



Cam lock with 2 keys fitted



OPTIONAL Butterfly lock  
(requires padlock)



GREY





# JANITOR Double Door Cupboard

GO JANITOR double door cupboard is available in one height option.

- Fitted with a two point locking system
- Full length door stiffeners for extra strength
- Supplied with one top shelf, 3 side shelves and a centre partition fitted with a wardrobe rail
- Fitted with a twist handle lock and 2 keys Master Series
- Cupboard is **supplied complete**



AY718J  
**1829 HEIGHT**  
1829H x 914W x 457D(mm)



GREY



GLIDE

Mobile Storage

**GO GLIDE** Mobile Storage System is the answer when space is limited and you need to increase capacity. The **GO GLIDE** Mobile System offers storage within a tight office footprint doubling storage capacity.

- Fitted with an anti-tilt mechanism
- 4 adjustable shelves are included within each bay
- Shelves are 400mm deep - suitable for archive boxes
- Each shelf has a maximum distributed load of 60kg
- Full range of fitments available
- Left/Right movement
- Finished in white with an anthracite base frame
- Locking with 2 keys



STARTER UNIT



Adjustable Shelf

RM59 W: 910 D: 400 H: 25  
RM512 W: 1210 D: 400 H: 25



Lateral Filing Rail

RFL09 W: 910 D: 400 H: 25  
RFL12 W: 1210 D: 400 H: 25

SINGLE BAY locking DOUBLE BAY SINGLE BAY



STARTER UNIT  
+1 EXTENSION UNIT



**914 WIDE  
STARTER UNIT\***  
**RMS4900 - WHITE**

COMPRISING: 4 x 914w bays including boards and gang way

OVERALL SIZE: 2150 high x 980 wide x 2670 long

BAY SIZE: 914 wide x 445 deep x 2150 high

SHELF SIZE: 910 x 400 x 25

INTERNAL BAY HEIGHT: 1960

GANG WAY WIDTH: 890

SHELVES PER BAY: 4

NUMBERS OF BAYS: 4

CONFIGURATION OF BAYS:

2 Single Bays, 1 Double Bay

**1214 WIDE  
STARTER UNIT\***  
**RMS41200 - WHITE**

COMPRISING: 4 x 1214w bays including boards and gang way

OVERALL SIZE: 2150 high x 1280 wide x 2670 long

BAY SIZE: 1214 wide x 445 deep x 2150 high

SHELF SIZE: 1210 x 400 x 25

INTERNAL BAY HEIGHT: 1960

GANG WAY WIDTH: 890

SHELVES PER BAY: 4

NUMBERS OF BAYS: 4

CONFIGURATION OF BAYS:

2 Single Bays, 1 Double Bay

**914 WIDE  
EXTENSION UNIT**  
**RMSDB900 - WHITE**

COMPRISING: 2 x 914w bays and track extension ONLY  
(No gangway required)

OVERALL SIZE: 2150 high x 980 wide x 890 long

NUMBERS OF BAYS: 2

CONFIGURATION OF BAYS: 1 Double Bay

**1214 WIDE  
EXTENSION UNIT**  
**RMSDB1200 - WHITE**

COMPRISING: 2 x 1214w bays and track extension ONLY  
(No gangway required)

OVERALL SIZE: 2150 high x 1280 wide x 890 long

NUMBERS OF BAYS: 2

CONFIGURATION OF BAYS: 1 Double Bay

## GLIDE BENEFITS

- Easy and efficient way to increase storage by up to 83%.
  - No preparatory work to the floor required.
- Base frame can be easily levelled, to allow for uneven floor.
  - Simple and easy to install.
  - Easily extendable or relocated.

# TECHNICAL Specifications

AC2	2 Drawer <b>CONTRACT</b> Filing Cabinet	grey, coffee/cream	730H x 460W x 620D	
AC3	3 Drawer <b>CONTRACT</b> Filing Cabinet	grey, coffee/cream	1024H x 460W x 620D	
AC4	4 Drawer <b>CONTRACT</b> Filing Cabinet	grey, coffee/cream	1321H x 460W x 620D	
ACS72	<b>SECURITY</b> Double Door Cupboard - <b>EMPTY</b>	grey	1829H x 914W x 457D	
AC28DD	<b>CONTRACT</b> Double Door Cupboard - <b>EMPTY</b>	grey	695H x 914W x 457D	
AC40DD	<b>CONTRACT</b> Double Door Cupboard - <b>EMPTY</b>	grey, white, coffee/cream	1016H x 914W x 457D	
AC60DD	<b>CONTRACT</b> Double Door Cupboard - <b>EMPTY</b>	grey	1524H x 914W x 457D	
AC72DD	<b>CONTRACT</b> Double Door Cupboard - <b>EMPTY</b>	grey, coffee/cream, black, white	1829H x 914W x 457D	
AC78DD	<b>CONTRACT</b> Double Door Cupboard - <b>EMPTY</b>	grey	1981H x 914W x 457D	
AC82DD	<b>CONTRACT</b> Double Door Cupboard - <b>EMPTY</b>	grey, coffee/cream	2083H x 914W x 457D	
AM2	2 Drawer <b>MAINLINE</b> Filing Cabinet	grey, coffee/cream, black, red, blue, silver, white	705H x 460W x 620D	
AM3	3 Drawer <b>MAINLINE</b> Filing Cabinet	grey, coffee/cream, silver	1016H x 460W x 620D	
AM4	4 Drawer <b>MAINLINE</b> Filing Cabinet	grey, coffee/cream, black, red, blue, silver, white	1321H x 460W x 620D	
AM28SOT	(800 Width) <b>SIDE OPENING</b> Tambour Unit	grey, silver, white	695H x 800W x 486D	
AMEC28SOT	(1000 Width) <b>SIDE OPENING</b> Tambour Unit	grey	695H x 1000W x 486D	
AM40SOT	(1000 Width) <b>SIDE OPENING</b> Tambour Unit	grey, coffee/cream, black, red, blue, silver, white	1016H x 1000W x 486D	
AM47SOT	(1000 Width) <b>SIDE OPENING</b> Tambour Unit	white	1200H x 1000W x 486D	
AM60SOT	(1000 Width) <b>SIDE OPENING</b> Tambour Unit	grey	1524H x 1000W x 486D	
AM78SOT	(1000 Width) <b>SIDE OPENING</b> Tambour Unit	grey, coffee/cream, black, red, blue, silver, white	1981H x 1000W x 486D	
AM82SOT	(1000 Width) <b>SIDE OPENING</b> Tambour Unit	grey	2083H x 1000W x 486D	
All supplied <b>EMPTY</b>				
AMCF6	6 Drawer <b>SPECIALIST</b> Card Filing Cabinet	grey	1320H x 570W x 620D	
AMCF7	7 Drawer <b>SPECIALIST</b> Card Filing Cabinet	grey	1320H x 517W x 620D	
AMJ3	3 Drawer <b>A3 JUMBO</b> Filing Cabinet	grey	1320H x 545W x 620D	
AMIL4	<b>INDIVIDUAL</b> Locking Filing Cabinet	grey	1321H x 460W x 620D	
AMSD208	(800 Width) <b>LATERAL</b> Side Filing Cabinet	grey, silver, white	705H x 800W x 470D	
AMSD308	(800 Width) <b>LATERAL</b> Side Filing Cabinet	grey, silver, white	1016H x 800W x 470D	
AMSD408	(800 Width) <b>LATERAL</b> Side Filing Cabinet	grey, silver, white	1321H x 800W x 470D	
AMSD210	(1000 Width) <b>LATERAL</b> Side Filing Cabinet	silver, white	705H x 1000W x 470D	
AMSD310	(1000 Width) <b>LATERAL</b> Side Filing Cabinet	silver, white	1016H x 1000W x 470D	
AMSD410	(1000 Width) <b>LATERAL</b> Side Filing Cabinet	silver, white	1321H x 1000W x 470D	


Internal fitments available for all storage




# TECHNICAL Specifications

AMSFC2	2 Drawer <b>SECURITY</b> Filing Cabinet	grey	705H x 460W x 620D	
AMSFC4	4 Drawer <b>SECURITY</b> Filing Cabinet	grey	1321H x 460W x 620D	
AY718J	<b>JANITOR</b> Double Door Cupboard - <b>COMPLETE</b>	grey	1829H x 914W x 457D	
AZ4DD1	<b>ECONOMY</b> Double Door Cupboard - <b>COMPLETE</b>	grey	1016H x 914W x 381D	
AZ7DD3	<b>ECONOMY</b> Double Door Cupboard - <b>COMPLETE</b>	grey	1829H x 914W x 381D	
BKT10R	(Right Hand) <b>TOWER</b> Storage Unit	white W15	1135H x 450W x 800D	
BKT10L	(Left Hand) <b>TOWER</b> Storage Unit	white W15	1135H x 450W x 800D	
BOM0680	6 Door <b>Office Locker</b>	white W15	1375H x 800W x 486D	
BVX4SOTR	<b>TAMBOUR &amp; PEDESTAL</b> Storage Unit	white W15	1200H x 800W x 430D	
BVX4SOTL	<b>TAMBOUR &amp; PEDESTAL</b> Storage Unit	white W15	1200H x 800W x 430D	
BV40	3 Drawer <b>MOBILE</b> Pedestal	silver SIL25, white W15, black BLK05	400W x 500D x 600H	
BV30	3 Drawer <b>MOBILE</b> Pedestal	silver SIL25, white W15, black BLK05	300W x 500D x 600H	
GLIDE	<b>GLIDE</b> Mobile Storage System	white W15	(see Pages 36-37)	
L1D7022	(305 Depth) 1 Door <b>STANDARD</b> Locker	grey	1778H x 305W x 305D	
L2D7022	(305 Depth) 2 Door <b>STANDARD</b> Locker	grey	1778H x 305W x 305D	
L4D7022	(305 Depth) 4 Door <b>STANDARD</b> Locker	grey	1778H x 305W x 305D	
L6D7022	(305 Depth) 6 Door <b>STANDARD</b> Locker	grey	1778H x 305W x 305D	
L1D7028	(457 Depth) 1 Door <b>STANDARD</b> Locker	grey	1778H x 305W x 457D	
L2D7028	(457 Depth) 2 Door <b>STANDARD</b> Locker	grey	1778H x 305W x 457D	
L3D7028	(457 Depth) 3 Door <b>STANDARD</b> Locker	grey	1778H x 305W x 457D	
L4D7028	(457 Depth) 4 Door <b>STANDARD</b> Locker	grey	1778H x 305W x 457D	
L6D7028	(457 Depth) 6 Door <b>STANDARD</b> Locker	grey	1778H x 305W x 457D	
LST122	Single Sloping Top <b>LOCKER</b> Accessory	grey	305W x 305D	
LST128	Single Sloping Top <b>LOCKER</b> Accessory	grey	305W x 457D	
LST328	Triple Sloping Top <b>LOCKER</b> Accessory	grey	305W x 457D	
LCD7088	Clean & Dirty <b>SPECIALIST</b> Locker	grey	1778H x 457W x 457D	
LJ7088	Janitor <b>SPECIALIST</b> Locker	grey	1778H x 457W x 457D	
L2DZ	2 Door ' <b>Z</b> ' Locker	grey	1829H x 380W x 457D	

A fully comprehensive range  
of steel filing and storage is available,  
bringing order to the office and providing  
storage solutions for today's workplace...







FILING CABINETS



SIDE FILERS



CUPBOARDS



SECURITY CABINETS



SIDE OPENING TAMBOURS



LOCKERS



OFFICE LOCKERS



PEDESTALS



TOWER UNITS









GO Office Limited

[www.gooffice.co.uk](http://www.gooffice.co.uk)